

Månadsrapport

AMF Aktiefond Asien Stilla havet



As of 2026-03-31

Fondandelar kan både öka och minska i värde. Det är inte säkert att du får tillbaka hela det insatta kapitalet.

Översikt

| | |
|----------------------------|------------|
| Morningstar Rating 3 Yr | ★★★ |
| Morningstar Rating Overall | ★★★★ |
| Inception Date | 2008-09-25 |
| Fund Size (Mil) | 2 627,7 |
| NAV | 372,09 |
| Cash % | 1,8 |
| Management Fee | 0,40 |
| Manager Name | Henrik Oh |

Kalenderavkastning %

| | YTD | 2025 | 2024 | 2023 | 2022 | 2021 |
|--------------------------------------|-----|------|------|------|------|------|
| Aktiefond-Asien Stilla havet | 2,7 | 7,2 | 20,4 | 5,6 | -9,3 | 8,9 |
| MSCI AC Asia Pacific NR (omräkn.sek) | 3,3 | 6,8 | 20,1 | 7,8 | -8,6 | 9,5 |

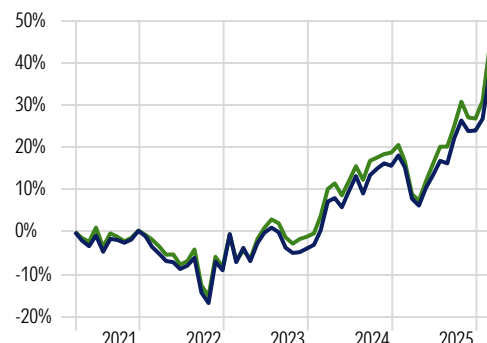
Jämförelseindex fr.o.m. 2022-11-01, tidigare MSCI AC Asia Pacific ESG Leaders NR (omräkn. sek).

Rullande avkastning, Årsbasis %

| | 1 month | 3 months | 1 Year | 5 Years | 10 Years |
|--------------------------------------|---------|----------|--------|---------|----------|
| Aktiefond-Asien Stilla havet | -6,8 | 2,7 | 18,0 | 4,9 | 10,0 |
| MSCI AC Asia Pacific NR (omräkn.sek) | -8,1 | 3,3 | 20,3 | 5,6 | 9,9 |

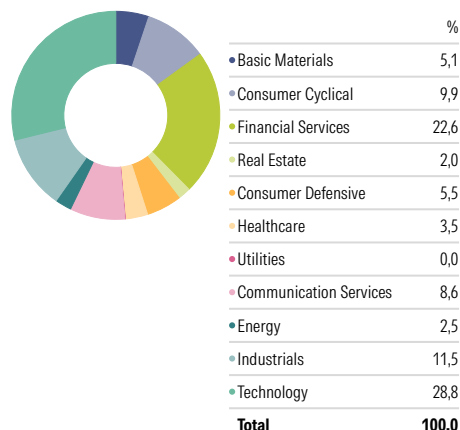
Utveckling

Time Period: 2021-04-01 to 2026-03-31



Aktiefond-Asien Stilla havet 27,3% MSCI AC Asia Pacific NR (omräkn.sek) 31,0%

Sektorer

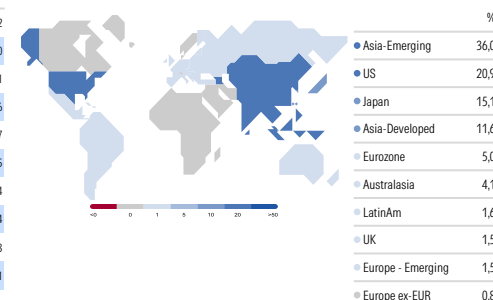


Största innehav

| | Morningstar Sector | Vikt % |
|---|------------------------|--------|
| Taiwan Semiconductor Manufacturing Co Ltd | Technology | 8,2 |
| Tencent Holdings Ltd | Communication Services | 5,0 |
| Samsung Electronics Co Ltd | Technology | 4,1 |
| Sumitomo Mitsui Financial Group Inc | Financial Services | 3,6 |
| Alibaba Group Holding Ltd Ordinary Shares | Consumer Cyclical | 2,7 |
| Pan Pacific International Holdings Corp | Consumer Defensive | 2,5 |
| KB Financial Group Inc | Financial Services | 2,4 |
| Shin-Etsu Chemical Co Ltd | Basic Materials | 2,4 |
| East Japan Railway Co | Industrials | 2,3 |
| SK Hynix Inc | Technology | 2,1 |

Intäkter exponering, Region

Portfolio Date: 2026-03-31

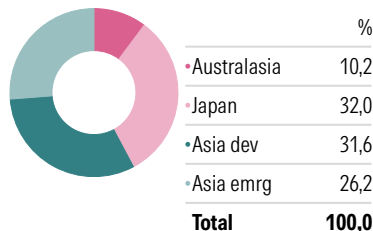


Riskindikatorer

Time Period: 2024-04-01 to 2026-03-31

| | Fond | Index |
|---------------------------|-------|-------|
| Std Dev | 12,2 | 13,4 |
| Excess Return | -0,1 | 0,0 |
| Information Ratio (arith) | -0,04 | — |
| Sharpe Ratio | 0,55 | 0,52 |
| Tracking Error | 2,6 | 0,0 |
| Alpha | 0,48 | 0,00 |
| Beta | 0,90 | 1,00 |
| R2 | 96,7 | 100,0 |

Regioner



Hållbarhetsrating



Koldioxidrisker

Portfolio Date: 2026-02-28

Low Carbon Designation



Morningstar carbon metrics are asset-weighted portfolio calculations based on Sustainalytics' company Carbon Risk Rating. To receive the Morningstar® Low Carbon Designation™, a fund must have a 12-month average Portfolio Carbon Risk Score below 10 and a 12-month average Fossil Fuel Involvement of less than 7% of assets. This signal helps investors easily identify funds that are well-positioned to transition to a low-carbon economy.

Månadsrapport

AMF Aktiefond Europa



As of 2026-03-31

Fondandelar kan både öka och minska i värde. Det är inte säkert att du får tillbaka hela det insatta kapitalet.

Översikt

| | |
|----------------------------|------------------------------|
| Morningstar Rating 3 Yr | ★★★ |
| Morningstar Rating Overall | ★★★★ |
| Inception Date | 1999-04-30 |
| Fund Size (Mil) | 12 591,5 |
| NAV | 385,83 |
| Cash % | 1,2 |
| Management Fee | 0,40 |
| Manager Name | Fredrik Thor, Thomas Nordahl |

Kalenderavkastning %

| | YTD | 2025 | 2024 | 2023 | 2022 | 2021 |
|--------------------------------|------|------|------|------|------|------|
| Aktiefond-Europa | -2,1 | 14,3 | 9,3 | 15,4 | -4,0 | 23,1 |
| MSCI AC Europe NR (omräkn.sek) | 0,5 | 13,3 | 11,7 | 16,1 | -7,4 | 28,2 |

Jämförelseindex fr.o.m. 2022-11-01, tidigare MSCI AC Europe ESG Leaders NR (omräkn. sek).

Rullande avkastning, Årsbasis %

| | 1 month | 3 months | 1 Year | 5 Years | 10 Years |
|--------------------------------|---------|----------|--------|---------|----------|
| Aktiefond-Europa | -6,3 | -2,1 | 8,9 | 8,8 | 9,8 |
| MSCI AC Europe NR (omräkn.sek) | -4,8 | 0,5 | 13,2 | 9,8 | 10,0 |

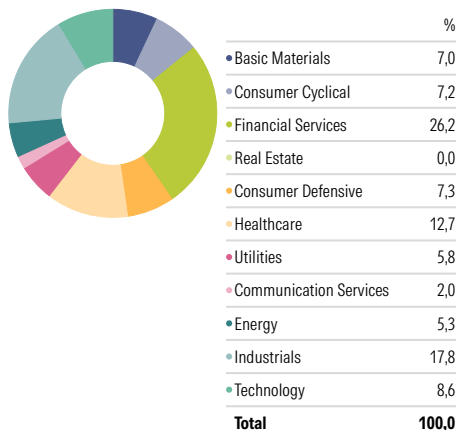
Utveckling

Time Period: 2021-04-01 to 2026-03-31



— Aktiefond-Europa 52,4% — MSCI AC Europe NR (omräkn.sek) 59,8%

Sektorer

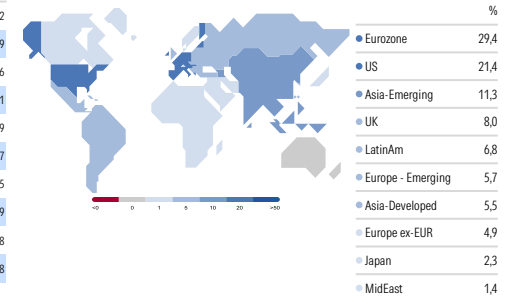


Största innehav

| | Morningstar Sector | Vikt % |
|----------------------------|--------------------|--------|
| AstraZeneca PLC | Healthcare | 6,2 |
| ASML Holding NV | Technology | 4,9 |
| ING Groep NV | Financial Services | 4,6 |
| TotalEnergies SE | Energy | 4,1 |
| Siemens AG | Industrials | 3,9 |
| Anheuser-Busch InBev SA/NV | Consumer Defensive | 3,7 |
| Enel SpA | Utilities | 3,5 |
| Deutsche Post AG | Industrials | 2,9 |
| Allianz SE | Financial Services | 2,8 |
| Societe Generale SA | Financial Services | 2,8 |

Intäkter exponering, Region

Portfolio Date: 2026-03-31

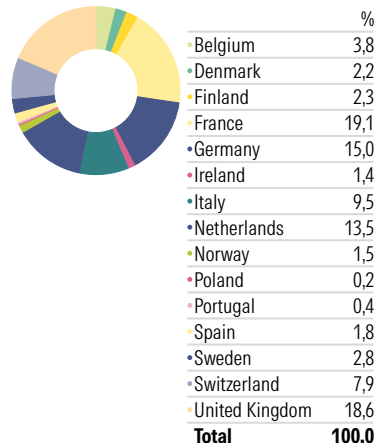


Riskindikatorer

Time Period: 2024-04-01 to 2026-03-31

| | Fond | Index |
|---------------------------|-------|-------|
| Std Dev | 10,3 | 9,7 |
| Excess Return | -1,6 | 0,0 |
| Information Ratio (arith) | -0,62 | — |
| Sharpe Ratio | 0,28 | 0,45 |
| Tracking Error | 2,6 | 0,0 |
| Alpha | -1,60 | 0,00 |
| Beta | 1,03 | 1,00 |
| R2 | 93,6 | 100,0 |

Länder



Hållbarhetsrating



Koldioxidrisker

Portfolio Date: 2026-02-28

No Designation

Morningstar carbon metrics are asset-weighted portfolio calculations based on Sustainalytics' company Carbon Risk Rating. To receive the Morningstar® Low Carbon Designation™, a fund must have a 12-month average Portfolio Carbon Risk Score below 10 and a 12-month average Fossil Fuel Involvement of less than 7% of assets. This signal helps investors easily identify funds that are well-positioned to transition to a low-carbon economy.

Månadsrapport

AMF Aktiefond Global



As of 2026-03-31

Fondandelar kan både öka och minska i värde. Det är inte säkert att du får tillbaka hela det insatta kapitalet.

Översikt

| | |
|----------------------------|---|
| Morningstar Rating 3 Yr | ★★★★ |
| Morningstar Rating Overall | ★★★★ |
| Inception Date | 2001-11-15 |
| Fund Size (Mil) | 39 425,4 |
| NAV | 411,59 |
| Cash % | 1,0 |
| Management Fee | 0,40 |
| Manager Name | Henrik Oh, John Hernander, Thomas Nordahl |

Kalenderavkastning %

| | YTD 2025 | 2024 | 2023 | 2022 | 2021 |
|---------------------------|----------|------|------|------|------|
| Aktiefond-Global | -0,7 | 3,3 | 22,1 | 20,7 | -7,3 |
| MSCI ACWI NR (omräkn.sek) | 0,0 | 2,1 | 28,8 | 18,2 | -8,8 |

Jämförelseindex fr.o.m. 2022-11-01, tidigare MSCI ACWI ESG Leaders NR (omräkn. sek).

Utveckling

Time Period: 2021-04-01 to 2026-03-31

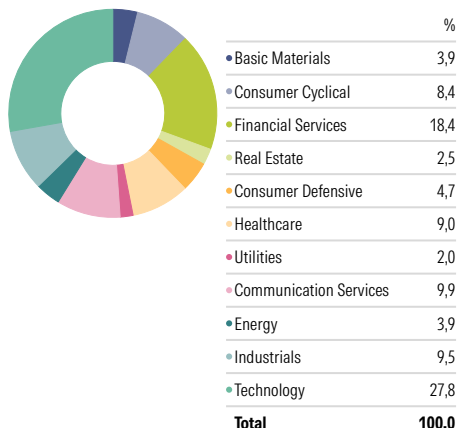


Aktiefond-Global 67,0% MSCI ACWI NR (omräkn.sek) 68,8%

Rullande avkastning, Årsbasis %

| | 1 month | 3 months | 1 Year | 5 Years | 10 Years |
|---------------------------|---------|----------|--------|---------|----------|
| Aktiefond-Global | -1,8 | -0,7 | 12,7 | 10,8 | 13,2 |
| MSCI ACWI NR (omräkn.sek) | -2,0 | 0,0 | 13,8 | 11,0 | 13,0 |

Sektorer

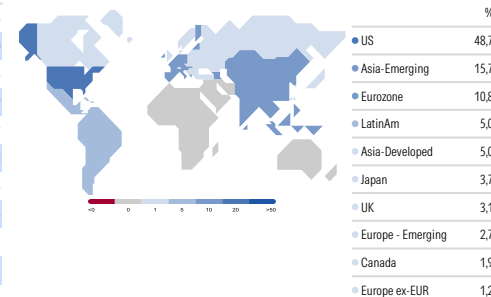


Största innehav

| | Morningstar Sector | Vikt % |
|---|------------------------|--------|
| NVIDIA Corp | Technology | 6,8 |
| Microsoft Corp | Technology | 5,0 |
| Alphabet Inc Class C | Communication Services | 4,4 |
| Apple Inc | Technology | 3,9 |
| Taiwan Semiconductor Manufacturing Co Ltd ADR | Technology | 3,2 |
| AstraZeneca PLC | Healthcare | 2,8 |
| Sumitomo Mitsui Financial Group Inc | Financial Services | 2,4 |
| Amazon.com Inc | Consumer Cyclical | 2,4 |
| Tencent Holdings Ltd | Communication Services | 2,3 |
| Bank of America Corp | Financial Services | 2,3 |

Intäkter exponering, Region

Portfolio Date: 2026-03-31

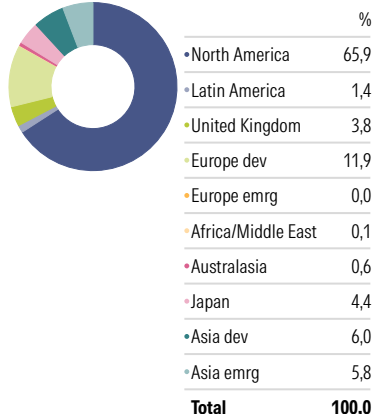


Riskindikatorer

Time Period: 2024-04-01 to 2026-03-31

| | Fond | Index |
|---------------------------|-------|-------|
| Std Dev | 12,0 | 12,3 |
| Excess Return | -3,1 | 0,0 |
| Information Ratio (arith) | -1,34 | — |
| Sharpe Ratio | 0,17 | 0,40 |
| Tracking Error | 2,3 | 0,0 |
| Alpha | -2,77 | 0,00 |
| Beta | 0,96 | 1,00 |
| R2 | 96,5 | 100,0 |

Regioner



Hållbarhetsrating



Koldioxidrisker

Portfolio Date: 2026-01-31

No Designation

Morningstar carbon metrics are asset-weighted portfolio calculations based on Sustainalytics' company Carbon Risk Rating. To receive the Morningstar® Low Carbon Designation™, a fund must have a 12-month average Portfolio Carbon Risk Score below 10 and a 12-month average Fossil Fuel Involvement of less than 7% of assets. This signal helps investors easily identify funds that are well-positioned to transition to a low-carbon economy.

Månadsrapport

AMF Aktiefond Nordamerika



As of 2026-03-31

Fondandelar kan både öka och minska i värde. Det är inte säkert att du får tillbaka hela det insatta kapitalet.

Översikt

| | |
|----------------------------|--|
| Morningstar Rating 3 Yr | ★★★ |
| Morningstar Rating Overall | ★★★★ |
| Inception Date | 2007-09-24 |
| Fund Size (Mil) | 7 123,0 |
| NAV | 716,41 |
| Cash % | 0,7 |
| Management Fee | 0,40 |
| Manager Name | Thomas Nordahl, Henrik Lindquist, Alexandra Glückman |

Kalenderavkastning %

| | YTD | 2025 | 2024 | 2023 | 2022 | 2021 |
|--------------------------|------|------|------|------|------|------|
| Aktiefond-Nordamerika | -3,0 | 0,1 | 29,7 | 26,8 | -7,6 | 46,2 |
| MSCI USA NR (omräkn.sek) | -1,4 | -2,1 | 36,6 | 22,3 | -9,6 | 44,6 |

Jämförelseindex fr.o.m. 2022-11-01, tidigare MSCI USA ESG Leaders NR (omräkn. sek).

Rullande avkastning, Årsbasis %

| | 1 month | 3 months | 1 Year | 5 Years | 10 Years |
|--------------------------|---------|----------|--------|---------|----------|
| Aktiefond-Nordamerika | 0,0 | -3,0 | 12,2 | 13,7 | 15,9 |
| MSCI USA NR (omräkn.sek) | 0,4 | -1,4 | 11,3 | 13,2 | 15,3 |

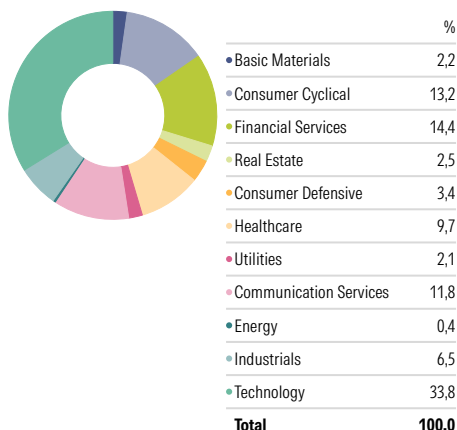
Utveckling

Time Period: 2021-04-01 to 2026-03-31



■ Aktiefond-Nordamerika 90,4% ■ MSCI USA NR (omräkn.sek) 85,9%

Sektorer

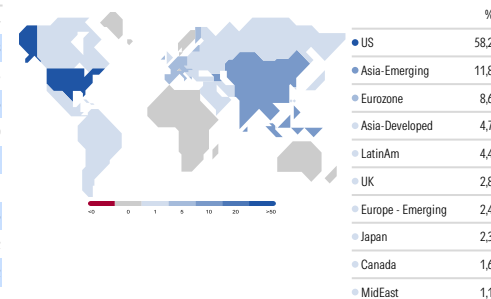


Största innehav

| Company | Morningstar Sector | Vikt % |
|-------------------------------|------------------------|--------|
| NVIDIA Corp | Technology | 9,4 |
| Microsoft Corp | Technology | 7,8 |
| Alphabet Inc Class C | Communication Services | 7,5 |
| Apple Inc | Technology | 6,6 |
| Amazon.com Inc | Consumer Cyclical | 6,0 |
| Visa Inc Class A | Financial Services | 3,1 |
| Eli Lilly and Co | Healthcare | 3,1 |
| Broadcom Inc | Technology | 2,6 |
| Meta Platforms Inc Class A | Communication Services | 2,2 |
| Intercontinental Exchange Inc | Financial Services | 2,2 |

Intäkter exponering, Region

Portfolio Date: 2026-03-31



Riskindikatorer

Time Period: 2024-04-01 to 2026-03-31

| | Fond | Index |
|---------------------------|-------|-------|
| Std Dev | 15,2 | 14,9 |
| Excess Return | -3,1 | 0,0 |
| Information Ratio (arith) | -1,41 | — |
| Sharpe Ratio | 0,10 | 0,30 |
| Tracking Error | 2,2 | 0,0 |
| Alpha | -2,94 | 0,00 |
| Beta | 1,01 | 1,00 |
| R2 | 98,0 | 100,0 |

Hållbarhetsrating



Koldioxidrisker

Portfolio Date: 2026-02-28

Low Carbon Designation



Morningstar carbon metrics are asset-weighted portfolio calculations based on Sustainalytics' company Carbon Risk Rating. To receive the Morningstar® Low Carbon Designation™, a fund must have a 12-month average Portfolio Carbon Risk Score below 10 and a 12-month average Fossil Fuel Involvement of less than 7% of assets. This signal helps investors easily identify funds that are well-positioned to transition to a low-carbon economy.

Månadsrapport

AMF Aktiefond Småbolag



As of 2026-03-31

Fondandelar kan både öka och minska i värde. Det är inte säkert att du får tillbaka hela det insatta kapitalet.

Översikt

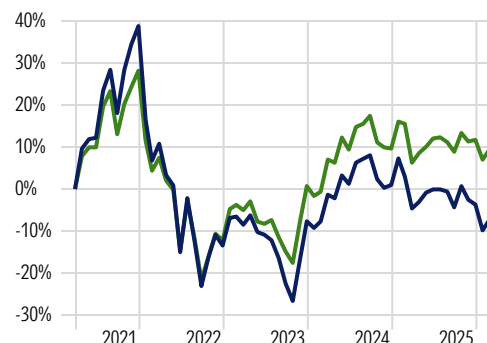
| | |
|----------------------------|-------------------------------|
| Morningstar Rating 3 Yr | ★ |
| Morningstar Rating Overall | ★★ |
| Inception Date | 2004-05-17 |
| Fund Size (Mil) | 12 255,1 |
| NAV | 1 102,32 |
| Cash % | 2,1 |
| Management Fee | 0,40 |
| Manager Name | Sophie Larsén, Johan Skoglund |

Kalenderavkastning %

| | YTD | 2025 | 2024 | 2023 | 2022 | 2021 |
|----------------------------------|------|------|------|------|-------|------|
| Aktiefond-Småbolag | -8,7 | -4,6 | 9,3 | 6,7 | -37,6 | 48,7 |
| Carnegie Small Cap Return Sweden | -7,6 | 1,9 | 8,8 | 14,7 | -31,4 | 37,1 |

Utveckling

Time Period: 2021-04-01 to 2026-03-31

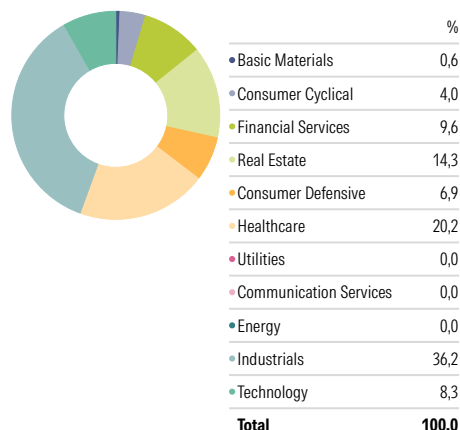


■ Aktiefond-Småbolag -12,0% ■ Carnegie Small Cap Return Sweden 3,1%

Rullande avkastning, Årsbasis %

| | 1 month | 3 months | 1 Year | 5 Years | 10 Years |
|----------------------------------|---------|----------|--------|---------|----------|
| Aktiefond-Småbolag | -5,0 | -8,7 | -7,8 | -2,5 | 8,9 |
| Carnegie Small Cap Return Sweden | -5,6 | -7,6 | -2,9 | 0,6 | 9,1 |

Sektorer

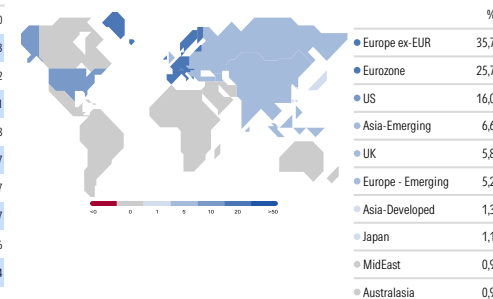


Största innehav

| | Morningstar Sector | Vikt % |
|-----------------------------------|--------------------|--------|
| Nordnet AB (publ) Ordinary Shares | Financial Services | 5,0 |
| Beijer Ref AB Class B | Industrials | 4,3 |
| AB Sagax Class B | Real Estate | 4,2 |
| AAK AB | Consumer Defensive | 4,1 |
| Sweco AB Class B | Industrials | 3,8 |
| Getinge AB Class B | Healthcare | 3,7 |
| Trelleborg AB Class B | Industrials | 3,7 |
| Avanza Bank Holding AB | Financial Services | 3,7 |
| Addtech AB Class B | Industrials | 3,6 |
| Sectra AB Class B | Healthcare | 3,4 |

Intäkter exponering, Region

Portfolio Date: 2026-03-31



Riskindikatorer

Time Period: 2024-04-01 to 2026-03-31

| | Fond | Index |
|---------------------------|-------|-------|
| Std Dev | 13,2 | 12,1 |
| Excess Return | -3,7 | 0,0 |
| Information Ratio (arith) | -0,95 | — |
| Sharpe Ratio | -0,57 | -0,31 |
| Tracking Error | 4,0 | 0,0 |
| Alpha | -3,62 | 0,00 |
| Beta | 1,04 | 1,00 |
| R2 | 90,9 | 100,0 |

Hållbarhetsrating



Koldioxidrisker

Portfolio Date: 2026-02-28

Low Carbon Designation



Morningstar carbon metrics are asset-weighted portfolio calculations based on Sustainalytics' company Carbon Risk Rating. To receive the Morningstar® Low Carbon Designation™, a fund must have a 12-month average Portfolio Carbon Risk Score below 10 and a 12-month average Fossil Fuel Involvement of less than 7% of assets. This signal helps investors easily identify funds that are well-positioned to transition to a low-carbon economy.

Månadsrapport

AMF Aktiefond Sverige



As of 2026-03-31

Fondandelar kan både öka och minska i värde. Det är inte säkert att du får tillbaka hela det insatta kapitalet.

Översikt

| | |
|----------------------------|---|
| Morningstar Rating 3 Yr | ★★ |
| Morningstar Rating Overall | ★★ |
| Inception Date | 1998-12-30 |
| Fund Size (Mil) | 45 133,7 |
| NAV | 997,75 |
| Cash % | 1,0 |
| Management Fee | 0,40 |
| Manager Name | Dick Bergqvist, Anders Hansson, Patricia Hedelius |

Kalenderavkastning %

| | YTD | 2025 | 2024 | 2023 | 2022 | 2021 |
|-------------------|------|------|------|------|-------|------|
| Aktiefond-Sverige | -3,1 | 7,5 | 10,6 | 17,1 | -28,3 | 40,5 |
| SIXPRX | -1,2 | 12,7 | 8,6 | 19,2 | -22,8 | 39,3 |

Utveckling

Time Period: 2021-04-01 to 2026-03-31

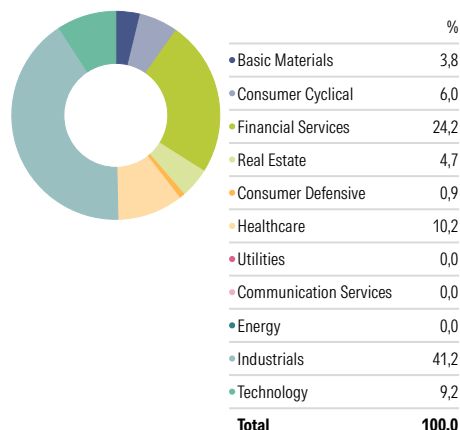


Aktiefond-Sverige 20,7% SIXPRX 35,6%

Rullande avkastning, Årsbasis %

| | 1 month | 3 months | 1 Year | 5 Years | 10 Years |
|-------------------|---------|----------|--------|---------|----------|
| Aktiefond-Sverige | -7,7 | -3,1 | 6,0 | 3,8 | 8,3 |
| SIXPRX | -7,6 | -1,2 | 11,6 | 6,3 | 11,1 |

Sektorer

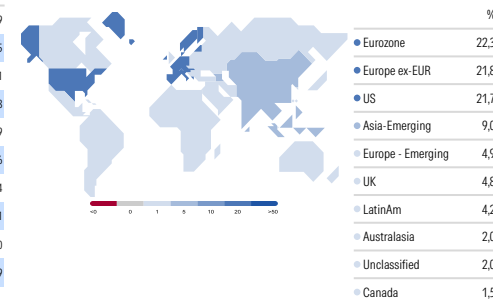


Största innehav

| Innehav | Morningstar Sektor | Vikt % |
|--|--------------------|--------|
| Investor AB Class A | Financial Services | 9,9 |
| Volvo AB Class B | Industrials | 8,5 |
| Atlas Copco AB Class B | Industrials | 8,1 |
| Skandinaviska Enskilda Banken AB Class A | Financial Services | 5,8 |
| Telefonaktiebolaget L M Ericsson Class B | Technology | 3,9 |
| Epiroc AB Share B | Industrials | 3,6 |
| Swedish Orphan Biovitrum AB | Healthcare | 3,4 |
| Indutrade AB | Industrials | 3,1 |
| Hexagon AB Class B | Technology | 3,0 |
| Alfa Laval AB | Industrials | 2,9 |

Intäkter exponering, Region

Portfolio Date: 2026-03-31



Riskindikatorer

Time Period: 2024-04-01 to 2026-03-31

| | Fond | Index |
|---------------------------|-------|-------|
| Std Dev | 12,9 | 11,9 |
| Excess Return | -2,6 | 0,0 |
| Information Ratio (arith) | -0,93 | — |
| Sharpe Ratio | 0,11 | 0,32 |
| Tracking Error | 2,8 | 0,0 |
| Alpha | -2,57 | 0,00 |
| Beta | 1,05 | 1,00 |
| R2 | 95,6 | 100,0 |

Hållbarhetsrating



Koldioxidrisker

Portfolio Date: 2026-02-28

Low Carbon Designation



Morningstar carbon metrics are asset-weighted portfolio calculations based on Sustainalytics' company Carbon Risk Rating. To receive the Morningstar® Low Carbon Designation™, a fund must have a 12-month average Portfolio Carbon Risk Score below 10 and a 12-month average Fossil Fuel Involvement of less than 7% of assets. This signal helps investors easily identify funds that are well-positioned to transition to a low-carbon economy.

Månadsrapport

AMF Aktiefond Tillväxtmarknader



As of 2026-03-31

Fondandelar kan både öka och minska i värde. Det är inte säkert att du får tillbaka hela det insatta kapitalet.

Översikt

| | |
|----------------------------|------------|
| Morningstar Rating 3 Yr | ★★★ |
| Morningstar Rating Overall | ★★★ |
| Inception Date | 2019-12-11 |
| Fund Size (Mil) | 2 980,6 |
| NAV | 150,56 |
| Cash % | 1,2 |
| Management Fee | 0,40 |
| Manager Name | Henrik Oh |

Kalenderavkastning %

| | YTD | 2025 | 2024 | 2023 | 2022 | 2021 |
|---------------------------------------|-----|------|------|------|-------|------|
| Aktiefond-Tillväxtmarknader | 1,6 | 16,1 | 18,4 | 1,4 | -11,5 | 6,7 |
| MSCI Emerging Markets NR (omräkn.sek) | 3,2 | 11,4 | 17,9 | 6,2 | -13,1 | 8,0 |

Jämförelseindex fr.o.m. 2022-11-01, tidigare MSCI EM ESG Leaders NR (omräkn. sek).

Rullande avkastning, Årsbasis %

| | 1 month | 3 months | 1 Year | 3 Years | 5 Years |
|-------------------|---------|----------|--------|---------|---------|
| Aktiefond-Tillväx | -7,9 | 1,6 | 22,8 | 10,4 | 4,0 |
| MSCI Emerging | -8,2 | 3,2 | 22,9 | 11,6 | 4,1 |

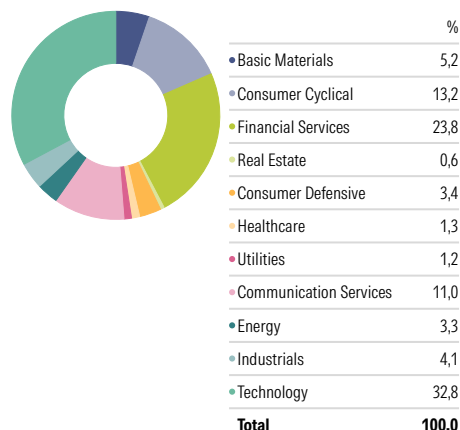
Utveckling

Time Period: 2021-04-01 to 2026-03-31



■ Aktiefond-Tillväxtmarknader 21,7% ■ MSCI Emerging Markets NR (omräkn.sek) 22,2%

Sektorer

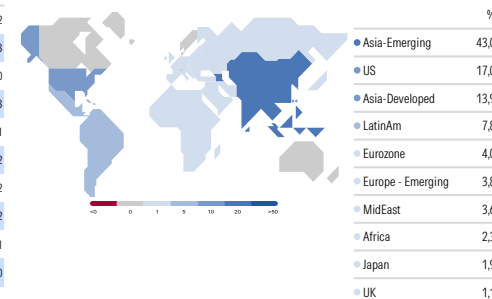


Största innehav

| | Morningstar Sector | Vikt % |
|--|------------------------|--------|
| Taiwan Semiconductor Manufacturing Co Ltd | Technology | 8,2 |
| Tencent Holdings Ltd | Communication Services | 6,3 |
| Samsung Electronics Co Ltd | Technology | 6,0 |
| Alibaba Group Holding Ltd Ordinary Shares | Consumer Cyclical | 3,3 |
| SK Hynix Inc | Technology | 3,1 |
| Ping An Insurance (Group) Co. of China Ltd Class H | Financial Services | 2,2 |
| KB Financial Group Inc | Financial Services | 2,2 |
| MediaTek Inc | Technology | 2,2 |
| Asia Vital Components Co Ltd | Technology | 2,1 |
| Reliance Industries Ltd | Energy | 2,0 |

Intäkter exponering, Region

Portfolio Date: 2026-03-31

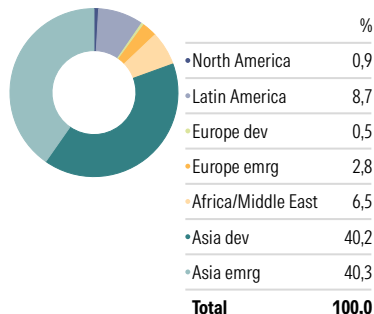


Riskindikatorer

Time Period: 2024-04-01 to 2026-03-31

| | Fond | Index |
|---------------------------|------|-------|
| Std Dev | 13,8 | 14,5 |
| Excess Return | 1,9 | 0,0 |
| Information Ratio (arith) | 0,70 | — |
| Sharpe Ratio | 0,80 | 0,66 |
| Tracking Error | 2,7 | 0,0 |
| Alpha | 2,19 | 0,00 |
| Beta | 0,94 | 1,00 |
| R2 | 96,7 | 100,0 |

Regioner



Hållbarhetsrating



Koldioxidrisker

Portfolio Date:

No Designation

Morningstar carbon metrics are asset-weighted portfolio calculations based on Sustainalytics' company Carbon Risk Rating. To receive the Morningstar® Low Carbon Designation™, a fund must have a 12-month average Portfolio Carbon Risk Score below 10 and a 12-month average Fossil Fuel Involvement of less than 7% of assets. This signal helps investors easily identify funds that are well-positioned to transition to a low-carbon economy.

Månadsrapport

AMF Aktiefond Världen



As of 2026-03-31

Fondandelar kan både öka och minska i värde. Det är inte säkert att du får tillbaka hela det insatta kapitalet.

Översikt

| | |
|----------------------------|---|
| Morningstar Rating 3 Yr | ★★★ |
| Morningstar Rating Overall | ★★★ |
| Inception Date | 1998-12-30 |
| Fund Size (Mil) | 54 097,7 |
| NAV | 768,09 |
| Cash % | 1,8 |
| Management Fee | 0,40 |
| Manager Name | Magnus Jonasson, Anders Hansson, Fredrik Thor |

Kalenderavkastning %

| | YTD | 2025 | 2024 | 2023 | 2022 | 2021 |
|--|------|------|------|------|-------|------|
| Aktiefond-Världen | -1,4 | 5,7 | 15,7 | 19,0 | -19,4 | 37,3 |
| SIXRX 50%, MSCI ACWI NR (omräkn.sek) 50% | -0,5 | 7,4 | 18,5 | 19,1 | -17,2 | 37,0 |

Jämförelseindex fr.o.m. 2024-01-01, tidigare SIXRX 60%, MSCI ACWI NR (omräkn. Sek) 40%.

Rullande avkastning, Årsbasis %

| | 1 month | 3 months | 1 Year | 5 Years | 10 Years |
|--|---------|----------|--------|---------|----------|
| Aktiefond-Världen | -4,8 | -1,4 | 10,2 | 7,2 | 10,3 |
| SIXRX 50%, MSCI ACWI NR (omräkn.sek) 50% | -4,8 | -0,5 | 12,8 | 8,6 | 12,1 |

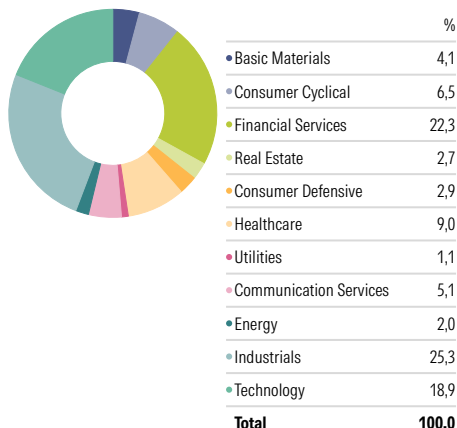
Utveckling

Time Period: 2021-04-01 to 2026-03-31



Aktiefond-Världen 41,4% SIXRX 50%, MSCI ACWI NR (omräkn.sek) 50% 50,9%

Sektorer

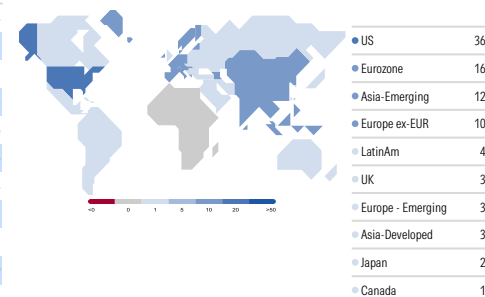


Största innehav

| Innehav | Morningstar Sector | Vikt % |
|--|------------------------|--------|
| Investor AB Class A | Financial Services | 5,4 |
| Volvo AB Class B | Industrials | 4,1 |
| Atlas Copco AB Class B | Industrials | 4,1 |
| NVIDIA Corp | Technology | 3,3 |
| Skandinaviska Enskilda Banken AB Class A | Financial Services | 2,6 |
| AstraZeneca PLC | Healthcare | 2,6 |
| Microsoft Corp | Technology | 2,4 |
| Alphabet Inc Class C | Communication Services | 2,1 |
| Telefonaktiebolaget L M Ericsson Class B | Technology | 2,1 |
| Apple Inc | Technology | 1,9 |

Intäkter exponering, Region

Portfolio Date: 2026-03-31

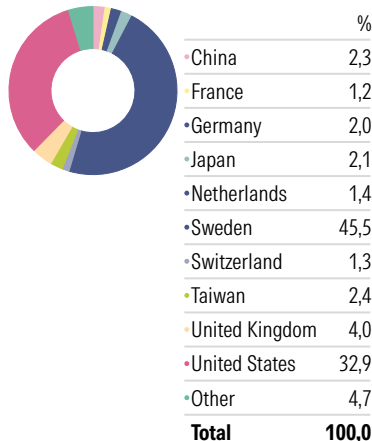


Riskindikatorer

Time Period: 2024-04-01 to 2026-03-31

| | Fond | Index |
|---------------------------|-------|-------|
| Std Dev | 11,0 | 10,5 |
| Excess Return | -2,7 | 0,0 |
| Information Ratio (arith) | -1,88 | — |
| Sharpe Ratio | 0,16 | 0,42 |
| Tracking Error | 1,5 | 0,0 |
| Alpha | -2,71 | 0,00 |
| Beta | 1,03 | 1,00 |
| R2 | 98,3 | 100,0 |

Länder



Hållbarhetsrating



Koldioxidrisker

Portfolio Date: 2026-02-28

Low Carbon Designation



Morningstar carbon metrics are asset-weighted portfolio calculations based on Sustainalytics' company Carbon Risk Rating. To receive the Morningstar® Low Carbon Designation™, a fund must have a 12-month average Portfolio Carbon Risk Score below 10 and a 12-month average Fossil Fuel Involvement of less than 7% of assets. This signal helps investors easily identify funds that are well-positioned to transition to a low-carbon economy.

Månadsrapport

AMF Balansfond



As of 2026-03-31

Fondandelar kan både öka och minska i värde. Det är inte säkert att du får tillbaka hela det insatta kapitalet.

Översikt

| | |
|----------------------------|---|
| Morningstar Rating 3 Yr | ★★★ |
| Morningstar Rating Overall | ★★★★ |
| Inception Date | 1998-12-30 |
| Fund Size (Mil) | 26 179,7 |
| NAV | 436,66 |
| Cash % | 0,0 |
| Modified duration, % | 3,75 |
| Management Fee | 0,40 |
| Manager Name | Magnus Jonasson, Johan Moeschlin, Patricia Hedelius |

Kalenderavkastning %

| | YTD | 2025 | 2024 | 2023 | 2022 | 2021 |
|--------------------|------|------|------|------|-------|------|
| Balansfonden | -1,3 | 4,7 | 10,0 | 13,4 | -15,5 | 22,4 |
| Index Balansfonden | -0,6 | 6,7 | 10,0 | 13,6 | -13,8 | 20,8 |

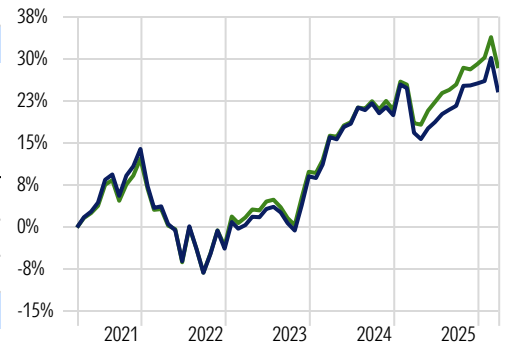
Jämförelseindex fr.o.m. 2022-11-01 består av Handelsbanken Markets Combined Sweden All Bonds 40%, SIXRX 40%, MSCI ACWI NR (omräkn. sek) 20%, tidigare MSCI ACWI ESG Leaders NR (omräkn. Sek) 20%.

Rullande avkastning, Årsbasis %

| | 1 month | 3 months | 1 Year | 5 Years | 10 Years |
|--------------------|---------|----------|--------|---------|----------|
| Balansfonden | -4,7 | -1,3 | 6,2 | 4,4 | 6,5 |
| Index Balansfonden | -4,1 | -0,6 | 8,2 | 5,1 | 7,5 |

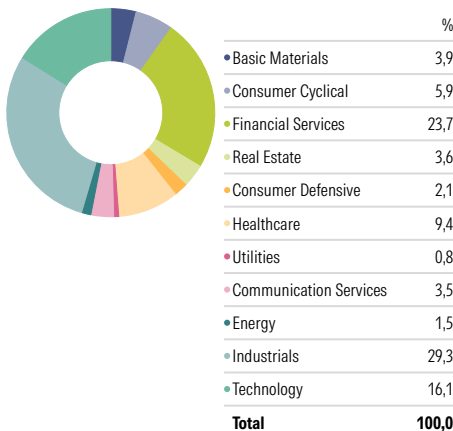
Utveckling

Time Period: 2021-04-01 to 2026-03-31



■ Balansfonden 24,0% ■ Index Balansfonden 28,3%

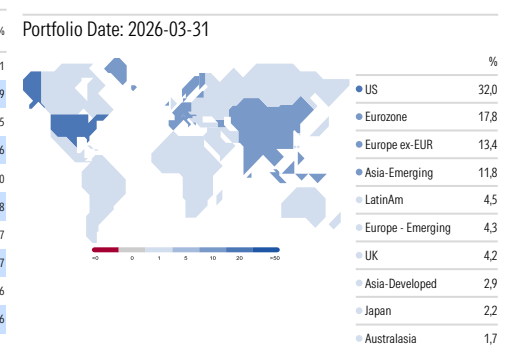
Sektorer, Aktier



Största innehav

| | Morningstar Sector | Vikt % |
|--|--------------------|--------|
| Investor AB Class A | Financial Services | 5,1 |
| Volvo AB Class B | Industrials | 3,9 |
| Atlas Copco AB Class B | Industrials | 3,5 |
| Skandinaviska Enskilda Banken AB Class A | Financial Services | 2,6 |
| Sweden (Kingdom OI) 0.75% | — | 2,0 |
| Telefonaktiebolaget L M Ericsson Class B | Technology | 1,8 |
| Nordea Hypotek AB 1% | — | 1,7 |
| AstraZeneca PLC | Healthcare | 1,7 |
| Epiroc AB Share B | Industrials | 1,6 |
| Nordea Hypotek AB 3.5% | — | 1,6 |

Intäkter exponering, Region

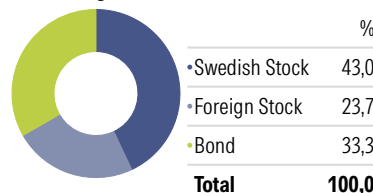


Riskindikatorer

Time Period: 2024-04-01 to 2026-03-31

| | Fond | Index |
|---------------------------|-------|-------|
| Std Dev | 8,0 | 7,1 |
| Excess Return | -1,7 | 0,0 |
| Information Ratio (arith) | -1,26 | — |
| Sharpe Ratio | 0,13 | 0,36 |
| Tracking Error | 1,3 | 0,0 |
| Alpha | -1,83 | 0,00 |
| Beta | 1,12 | 1,00 |
| R2 | 98,3 | 100,0 |

Allokering



Hållbarhetsrating



Koldioxidrisker

Portfolio Date: 2026-02-28

Low Carbon Designation



Morningstar carbon metrics are asset-weighted portfolio calculations based on Sustainalytics' company Carbon Risk Rating. To receive the Morningstar® Low Carbon Designation™, a fund must have a 12-month average Portfolio Carbon Risk Score below 10 and a 12-month average Fossil Fuel Involvement of less than 7% of assets. This signal helps investors easily identify funds that are well-positioned to transition to a low-carbon economy.

Månadsrapport

AMF Företagsobligationsfond



As of 2026-03-31

Fondandelar kan både öka och minska i värde. Det är inte säkert att du får tillbaka hela det insatta kapitalet.

Översikt

| | |
|----------------------------|---------------------------------|
| Morningstar Rating 3 Yr | ★★★★ |
| Morningstar Rating Overall | ★★★★ |
| Inception Date | 2018-08-29 |
| Fund Size (Mil) | 1 747,4 |
| NAV | 117,02 |
| Cash % | 5,8 |
| Management Fee | 0,10 |
| Manager Name | Fredrik Tauson, Johan Moeschlin |

Kalenderavkastning %

| | YTD | 2025 | 2024 | 2023 | 2022 | 2021 |
|--------------------------------------|-----|------|------|------|------|------|
| Företagsobligationsfond | 0,4 | 3,6 | 5,5 | 7,5 | -3,4 | 0,9 |
| Solactive SEK FRN Short IG Corporate | 0,6 | 3,5 | 5,7 | 3,3 | 0,2 | -0,2 |

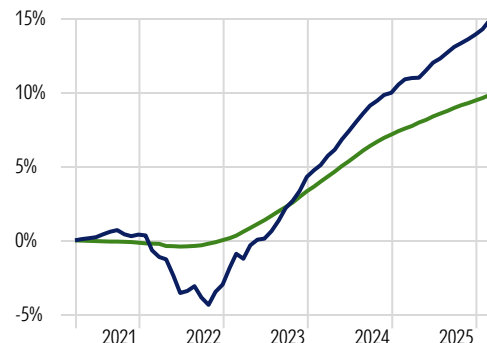
Jämförelseindex fr.o.m. 2024-01-01, tidigare Handelsbanken Markets Sweden All Treasury Bills.

Rullande avkastning, Årsbasis %

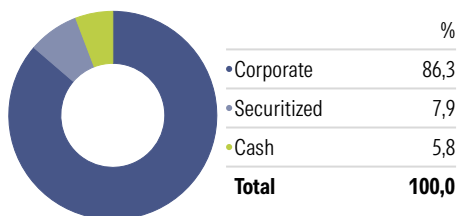
| | 1 month | 3 months | 1 Year | 3 Years | 5 Years |
|--------------------------------------|---------|----------|--------|---------|---------|
| Företagsobligationsfond | -0,4 | 0,4 | 3,1 | 5,0 | 2,7 |
| Solactive SEK FRN Short IG Corporate | -0,1 | 0,6 | 3,1 | 4,1 | 2,6 |

Utveckling

Time Period: 2021-04-01 to 2026-03-31



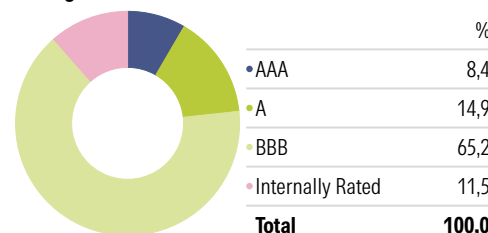
Sektorer



Största innehav

| Innehav | Vikt % |
|---------------------------------|--------|
| Stadshypotek AB 1% | 5,7 |
| NOBA Bank Group AB (publ) 3.89% | 5,2 |
| Volvo Treasury AB (publ) 2.8% | 4,6 |
| Swedavia AB 3.68% | 4,2 |
| Svenska Handelsbanken AB 0% | 3,4 |
| Klarna Bank Ab 3.88% | 3,4 |
| Enity Bank Group AB 3.68% | 3,3 |
| Fastighets AB Balder 2.86% | 2,9 |
| Munters Group Ab 2.99% | 2,8 |
| OP Corporate Bank PLC 3.25% | 2,7 |

Rating



Riskindikatorer

Time Period: 2024-04-01 to 2026-03-31

| | Fond | Index |
|---------------------------|------|-------|
| Std Dev | 0,7 | 0,3 |
| Excess Return | 1,4 | 0,0 |
| Information Ratio (arith) | 2,33 | — |
| Sharpe Ratio | 2,17 | 0,20 |
| Tracking Error | 0,6 | 0,0 |
| Alpha | 1,29 | 0,00 |
| Beta | 6,60 | 1,00 |
| R2 | 36,5 | 100,0 |

Riskmått

| | |
|------------------------------|------|
| Duration | 0,39 |
| Modified duration, % | 0,37 |
| Modified duration credits, % | 0,37 |
| Yield to maturity, % | 3,06 |
| Average time to maturity | 2,72 |

Hållbarhetsrating



Koldioxidrisker

Portfolio Date: 2023-08-31

Low Carbon Designation



Morningstar carbon metrics are asset-weighted portfolio calculations based on Sustainalytics' company Carbon Risk Rating. To receive the Morningstar® Low Carbon Designation™, a fund must have a 12-month average Portfolio Carbon Risk Score below 10 and a 12-month average Fossil Fuel Involvement of less than 7% of assets. This signal helps investors easily identify funds that are well-positioned to transition to a low-carbon economy.

Månadsrapport

AMF Räntefond Kort



As of 2026-03-31

Fondandelar kan både öka och minska i värde. Det är inte säkert att du får tillbaka hela det insatta kapitalet.

Översikt

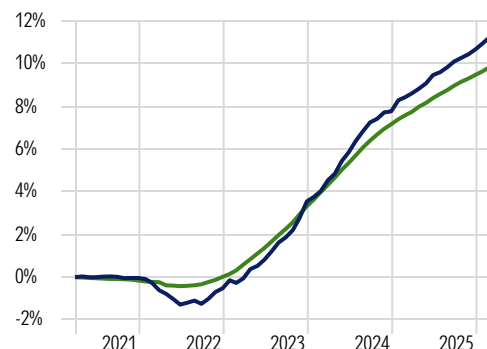
| | |
|----------------------------|---------------------------------|
| Morningstar Rating 3 Yr | — |
| Morningstar Rating Overall | — |
| Inception Date | 2004-05-17 |
| Fund Size (Mil) | 10 478,5 |
| NAV | 123,91 |
| Cash % | 2,7 |
| Management Fee | 0,10 |
| Manager Name | Johan Moeschlin, Fredrik Tauson |

Kalenderavkastning %

| | YTD | 2025 | 2024 | 2023 | 2022 | 2021 |
|---|-----|------|------|------|------|------|
| Räntefond-Kort | 0,4 | 2,7 | 4,1 | 4,1 | -0,5 | -0,1 |
| Handelsbanken Markets Sweden All Treasury Bills | 0,4 | 2,2 | 3,7 | 3,3 | 0,2 | -0,2 |

Utveckling

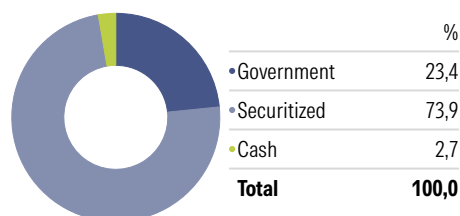
Time Period: 2021-04-01 to 2026-03-31



Rullande avkastning, Årsbasis %

| | 1 month | 3 months | 1 Year | 5 Years | 10 Years |
|---|---------|----------|--------|---------|----------|
| Räntefond-Kort | -0,1 | 0,4 | 2,3 | 2,1 | 1,0 |
| Handelsbanken Markets Sweden All Treasury Bills | 0,1 | 0,4 | 2,0 | 1,9 | 0,7 |

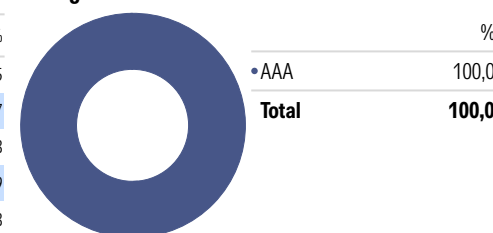
Sektorer



Största innehav

| Innehav | Vikt % |
|---|--------|
| Swedbank Mortgage AB (publ) 1% | 8,5 |
| Nordea Hypotek AB 0.5% | 7,7 |
| Landshypotek Bank AB (publ) 2.42% | 4,8 |
| Skandiabanken AB 2.5% | 3,9 |
| DnB Boligkreditt AS 2.23% | 3,8 |
| DnB Boligkreditt AS 2.34% | 3,8 |
| Sparebanken Norge Boligkreditt AS 2.44% | 3,8 |
| Lansforsakringar Hypotek AB 2.41% | 3,4 |
| Stadshypotek AB 2.28% | 3,1 |
| Skandiabanken AB 2.73% | 2,9 |

Rating



Riskindikatorer

Time Period: 2024-04-01 to 2026-03-31

| | Fond | Index |
|---------------------------|------|-------|
| Std Dev | 0,5 | 0,3 |
| Excess Return | 0,5 | 0,0 |
| Information Ratio (arith) | 1,30 | — |
| Sharpe Ratio | 1,22 | 0,20 |
| Tracking Error | 0,4 | 0,0 |
| Alpha | 0,43 | 0,00 |
| Beta | 3,12 | 1,00 |
| R2 | 22,5 | 100,0 |

Riskmått

| | |
|------------------------------|------|
| Duration | 0,41 |
| Modified duration, % | 0,40 |
| Modified duration credits, % | 0,37 |
| Yield to maturity, % | 2,24 |
| Average time to maturity | 2,18 |

Hållbarhetsrating



Koldioxidrisker

Portfolio Date: 2026-02-28

No Designation

Morningstar carbon metrics are asset-weighted portfolio calculations based on Sustainalytics' company Carbon Risk Rating. To receive the Morningstar® Low Carbon Designation™, a fund must have a 12-month average Portfolio Carbon Risk Score below 10 and a 12-month average Fossil Fuel Involvement of less than 7% of assets. This signal helps investors easily identify funds that are well-positioned to transition to a low-carbon economy.

Månadsrapport

AMF Räntefond Lång



As of 2026-03-31

Fondandelar kan både öka och minska i värde. Det är inte säkert att du får tillbaka hela det insatta kapitalet.

Översikt

| | |
|----------------------------|---------------------------------|
| Morningstar Rating 3 Yr | ★★★★ |
| Morningstar Rating Overall | ★★★★ |
| Inception Date | 1998-12-30 |
| Fund Size (Mil) | 12 327,7 |
| NAV | 157,98 |
| Cash % | 1,2 |
| Management Fee | 0,10 |
| Manager Name | Johan Moeschlin, Fredrik Tauson |

Kalenderavkastning %

| | YTD | 2025 | 2024 | 2023 | 2022 | 2021 |
|---|------|------|------|------|------|------|
| Räntefond-Lång | -0,3 | 3,2 | 3,4 | 6,8 | -8,0 | -0,4 |
| Handelsbanken Markets Combined Sweden All Bonds | -0,4 | 2,8 | 2,7 | 5,5 | -7,9 | -1,0 |

Utveckling

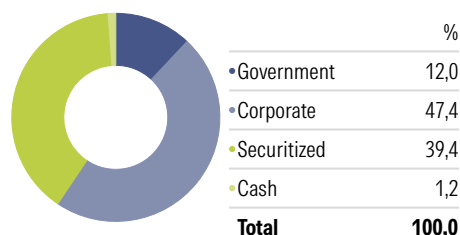
Time Period: 2021-04-01 to 2026-03-31



Rullande avkastning, Årsbasis %

| | 1 month | 3 months | 1 Year | 5 Years | 10 Years |
|---|---------|----------|--------|---------|----------|
| Räntefond-Lång | -1,8 | -0,3 | 2,5 | 0,9 | 1,1 |
| Handelsbanken Markets Combined Sweden All Bonds | -1,7 | -0,4 | 2,0 | 0,4 | 0,6 |

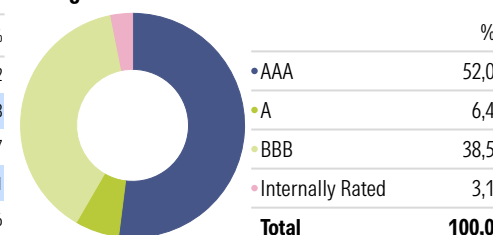
Sektorer



Största innehav

| Innehav | Vikt % |
|--|--------|
| Nordea Hypotek AB 1% | 7,2 |
| Skandinaviska Enskilda Banken AB (publ) 3% | 5,8 |
| Swedbank Mortgage AB (publ) 3% | 5,7 |
| Swedbank Mortgage AB (publ) 3% | 4,1 |
| Swedish Covered Bond Corporation 1% | 2,6 |
| Sweden (Kingdom Of) 1.75% | 2,6 |
| Sweden (Kingdom Of) 0.13% | 2,6 |
| Danske Hypotek 3.5% | 2,5 |
| Lansforsakringar Hypotek AB 0.5% | 2,1 |
| Sweden (Kingdom Of) 3.5% | 2,0 |

Rating



Riskindikatorer

Time Period: 2024-04-01 to 2026-03-31

| | Fond | Index |
|---------------------------|------|-------|
| Std Dev | 2,9 | 2,8 |
| Excess Return | 0,5 | 0,0 |
| Information Ratio (arith) | 2,09 | — |
| Sharpe Ratio | 0,23 | 0,06 |
| Tracking Error | 0,2 | 0,0 |
| Alpha | 0,47 | 0,00 |
| Beta | 1,02 | 1,00 |
| R2 | 99,4 | 100,0 |

Riskmått

| | |
|------------------------------|------|
| Duration | 4,13 |
| Modified duration, % | 4,01 |
| Modified duration credits, % | 2,39 |
| Yield to maturity, % | 3,06 |
| Average time to maturity | 3,62 |

Hållbarhetsrating



Koldioxidrisker

Portfolio Date: 2026-01-31

No Designation

Morningstar carbon metrics are asset-weighted portfolio calculations based on Sustainalytics' company Carbon Risk Rating. To receive the Morningstar® Low Carbon Designation™, a fund must have a 12-month average Portfolio Carbon Risk Score below 10 and a 12-month average Fossil Fuel Involvement of less than 7% of assets. This signal helps investors easily identify funds that are well-positioned to transition to a low-carbon economy.

Månadsrapport

AMF Räntefond Mix



As of 2026-03-31

Fondandelar kan både öka och minska i värde. Det är inte säkert att du får tillbaka hela det insatta kapitalet.

Översikt

| | |
|----------------------------|-------------------------------|
| Morningstar Rating 3 Yr | — |
| Morningstar Rating Overall | — |
| Inception Date | 2012-01-18 |
| Fund Size (Mil) | 5 494,0 |
| NAV | 116,84 |
| Cash % | 0,7 |
| Management Fee | 0,10 |
| Manager Name | Johan Moeschlin, Lisa Dohlvik |

Kalenderavkastning %

| | YTD | 2025 | 2024 | 2023 | 2022 | 2021 |
|---------------------|------|------|------|------|------|------|
| Räntefond-Mix | -0,8 | 3,0 | 1,2 | 4,3 | -8,9 | -1,8 |
| Index Räntefond-Mix | -0,7 | 2,5 | 0,7 | 3,7 | -9,6 | -1,9 |

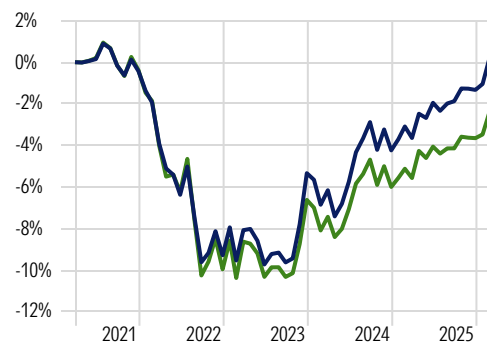
Indexet består av Handelsb. Markets Sweden All Government Bonds 1-10 år 25%, JPM Germany Government index 1-10 år 25%, JPM UK Government index 1-10 år 25%, JPM US Treasury index 1-10 år 25%, hedgat till SEK

Rullande avkastning, Årsbasis %

| | 1 month | 3 months | 1 Year | 5 Years | 10 Years |
|---------------------|---------|----------|--------|---------|----------|
| Räntefond-Mix | -2,2 | -0,8 | 1,6 | -0,4 | 0,0 |
| Index Räntefond-Mix | -1,9 | -0,7 | 1,4 | -0,9 | -0,3 |

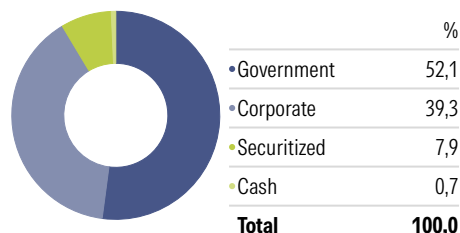
Utveckling

Time Period: 2021-04-01 to 2026-03-31



Räntefond-Mix -2,1% Index Räntefond-Mix -4,3%

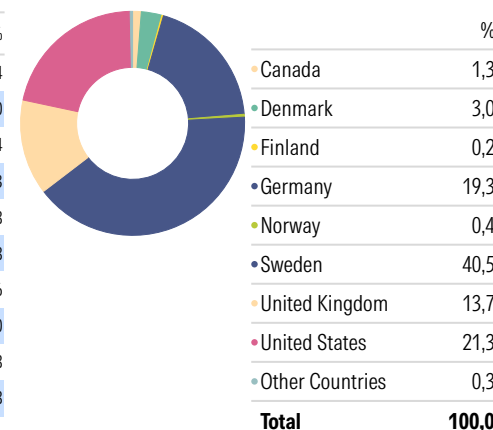
Sektorer



Största innehav

| Innehav | Vikt % |
|------------------------------------|--------|
| Swedbank Mortgage AB (publ) 3% | 6,4 |
| United States Treasury Notes 2.25% | 4,0 |
| United States Treasury Notes 0.88% | 3,4 |
| Sweden (Kingdom Of) 2.25% | 3,3 |
| Sweden (Kingdom Of) 0.75% | 2,8 |
| Fastighets AB Balder 3.53% | 2,8 |
| Germany (Federal Republic Of) 2.1% | 2,6 |
| United States Treasury Notes 2.5% | 2,0 |
| Sweden (Kingdom Of) 2.25% | 1,8 |
| Fastighets AB Balder 4% | 1,8 |

Länder



Riskindikatorer

Time Period: 2024-04-01 to 2026-03-31

| | Fond | Index |
|---------------------------|-------|-------|
| Std Dev | 3,3 | 2,9 |
| Excess Return | 0,4 | 0,0 |
| Information Ratio (arith) | 0,84 | — |
| Sharpe Ratio | -0,14 | -0,31 |
| Tracking Error | 0,5 | 0,0 |
| Alpha | 0,55 | 0,00 |
| Beta | 1,11 | 1,00 |
| R2 | 98,4 | 100,0 |

Riskmått

| | |
|------------------------------|------|
| Duration | 4,87 |
| Modified Duration, % | 4,70 |
| Modified duration credits, % | 2,04 |
| Yield to maturity, % | 3,54 |
| Average time to maturity | 4,32 |

Hållbarhetsrating



Koldioxidrisker

Portfolio Date: 2026-02-28

Low Carbon Designation



Morningstar carbon metrics are asset-weighted portfolio calculations based on Sustainalytics' company Carbon Risk Rating. To receive the Morningstar® Low Carbon Designation™, a fund must have a 12-month average Portfolio Carbon Risk Score below 10 and a 12-month average Fossil Fuel Involvement of less than 7% of assets. This signal helps investors easily identify funds that are well-positioned to transition to a low-carbon economy.

Månadsrapport

AMF Strategifond Global



As of 2026-03-31

Fondandelar kan både öka och minska i värde. Det är inte säkert att du får tillbaka hela det insatta kapitalet.

Översikt

| | |
|----------------------------|--------------------------------|
| Morningstar Rating 3 Yr | ★★★ |
| Morningstar Rating Overall | ★★★ |
| Inception Date | 2022-07-01 |
| Fund Size (Mil) | 474,2 |
| NAV | 150,93 |
| Cash % | -9,0 |
| Management Fee | 0,40 |
| Manager Name | Magnus Jonasson, Hasan Beslija |

Kalenderavkastning %

| | YTD | 2025 | 2024 | 2023 | 2022 | 2021 |
|---------------------------|------|------|------|------|------|------|
| Strategifond Global | -0,8 | 4,0 | 21,7 | 19,7 | — | — |
| MSCI ACWI NR (omräkn.sek) | 0,0 | 2,1 | 28,8 | 18,2 | — | — |

Jämförelseindex fr.o.m. 2022-11-01, tidigare MSCI ACWI ESG Leaders NR (omräkn. sek).

Rullande avkastning, Årsbasis %

| | 1 month | 3 months | 1 Year | 3 Years | 5 Years |
|---------------------------|---------|----------|--------|---------|---------|
| Strategifond Global | -2,4 | -0,8 | 13,6 | 12,0 | — |
| MSCI ACWI NR (omräkn.sek) | -2,0 | 0,0 | 13,8 | 13,3 | — |

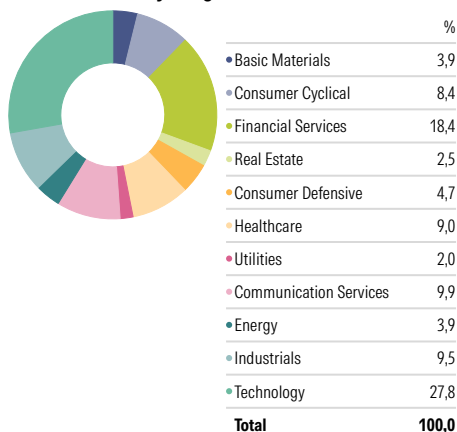
Utveckling

Time Period: 2022-06-30 to 2026-03-31



■ Strategifond Global 50,9% ■ MSCI ACWI NR (omräkn.sek) 53,6%

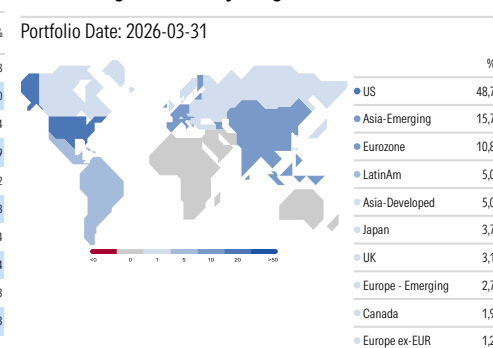
Sektorer (Genomlysning AMF Aktiefond Global)



Största innehav (Genomlysning AMF Aktiefond Global)

| Company | Morningstar Sector | Vikt % |
|---|------------------------|--------|
| NVIDIA Corp | Technology | 6,8 |
| Microsoft Corp | Technology | 5,0 |
| Alphabet Inc Class C | Communication Services | 4,4 |
| Apple Inc | Technology | 3,9 |
| Taiwan Semiconductor Manufacturing Co Ltd ADR | Technology | 3,2 |
| AstraZeneca PLC | Healthcare | 2,8 |
| Sumitomo Mitsui Financial Group Inc | Financial Services | 2,4 |
| Amazon.com Inc | Consumer Cyclical | 2,4 |
| Tencent Holdings Ltd | Communication Services | 2,3 |
| Bank of America Corp | Financial Services | 2,3 |

Intäkter Region (Genomlysning AMF Aktiefond Global)

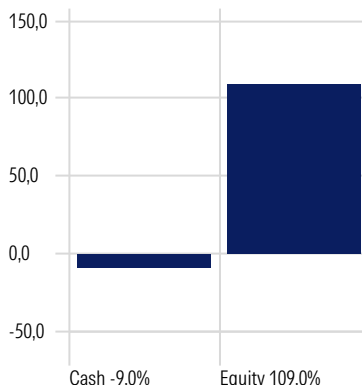


Riskindikatorer

Time Period: 2024-04-01 to 2026-03-31

| | Fond | Index |
|---------------------------|-------|-------|
| Std Dev | 12,2 | 12,3 |
| Excess Return | -2,8 | 0,0 |
| Information Ratio (arith) | -1,24 | — |
| Sharpe Ratio | 0,19 | 0,40 |
| Tracking Error | 2,3 | 0,0 |
| Alpha | -2,57 | 0,00 |
| Beta | 0,98 | 1,00 |
| R2 | 96,6 | 100,0 |

Allokering



■ AMF Strategifond Global

Hållbarhetsrating



Koldioxidrisker

Portfolio Date: 2026-02-28

Low Carbon Designation



Morningstar carbon metrics are asset-weighted portfolio calculations based on Sustainalytics' company Carbon Risk Rating. To receive the Morningstar® Low Carbon Designation™, a fund must have a 12-month average Portfolio Carbon Risk Score below 10 and a 12-month average Fossil Fuel Involvement of less than 7% of assets. This signal helps investors easily identify funds that are well-positioned to transition to a low-carbon economy.

Månadsrapport

As of 2026-03-31



DEFINITIONER

Std Dev (volatilitet) Std Dev är ett riskmått, som avser spridning kring förväntad avkastning. Ett stort spridningsmått innebär hög risk och vice versa. Till exempel innebär 10% volatilitet att avkastningen med två tredjedels sannolikhet kommer att hamna inom 10% från den förväntade avkastningen.

Excess Return Avser den värdeökning alternativt värdeminskning som uppstått under perioden utöver jämförelseindex omräknat till årsbasis.

Information Ratio Information Ratio ställer en fonds uppnådda avkastning (utöver jämförelseindex) i relation till den aktiva risken. Måttet anger hur mycket extra avkastning som uppnåtts jämfört med hur mycket extra risk som tagits.

Sharpe Ratio Ställer avkastning i relation till den totala risken. Anger hur mycket avkastning, nedjusterad med den riskfria räntan, som uppnåtts i relation till hur mycket risk som tagits.

Tracking Error Mäter storleken på avvikelsen mellan en fonds och dess jämförelseindex avkastning. Ett högt tracking error indikerar att förvaltningen avviker mycket från den övriga marknaden, index. Till exempel innebär 5% tracking error att fondens avkastning, två år av tre, kommer att hamna inom ett intervall om 5% från dess jämförelseindex avkastning.

Alpha Beskriver den uppnådda över- eller underavkastning i förhållande till jämförelseindex med justering av beta, det vill säga med hänsyn till hur stor marknadsrisk som tagits. Om alfa är positivt har fonden överavkastat i förhållande till den marknadsrisk som tagits.

Beta Beta anger sambandet mellan en fonds avkastning och dess marknads avkastning. Om $\beta = 1$ tenderar fondens avkastning att uppföra sig som marknads avkastning. $\beta < 1$ innebär att marknads svängningar försvagas och $\beta > 1$ betyder att marknads svängningar förstärks.

R2 R2 anger hur starkt sambandet är mellan en fond och dess index.

Duration Duration är en räntefonds genomsnittliga återbetalningstid, vägd med kassaströmmarnas nuvärde.

Modified duration Anger hur känsligt räntefondens värde är för förändringar i räntenivån, det vill säga med hur många procent fondens värde ändras när räntenivån sjunker eller stiger med en procentenhet.

Modified duration credits Modifierad duration på alla innehav exklusive sådana utgivna av stater.

Yield to maturity Förväntad avkastning vid oförändrad räntenivå.

Average time to maturity En sammanvägning av alla innehavs löptid till slutligt förfall.