

Månadsrapport

AMF Aktiefond Asien Stilla havet



As of 2024-04-30

Fondandelar kan både öka och minska i värde. Det är inte säkert att du får tillbaka hela det insatta kapitalet.

Översikt

Morningstar Rating 3 Yr	★★★
Morningstar Rating Overall	★★★★
Inception Date	2008-09-25
Fund Size (Mil)	1 876,5
NAV	315,69
Cash %	0,8
Management Fee	0,40
Manager Name	Henrik Oh, Martin Sivmark

Kalenderavkastning %

	YTD	2023	2022	2021	2020	2019
Aktiefond-Asien Stilla havet	12,4	5,6	-9,3	8,9	12,3	28,3
MSCI AC Asia Pacific NR (omräkn.sek)	12,8	7,8	-8,6	9,5	6,4	28,5

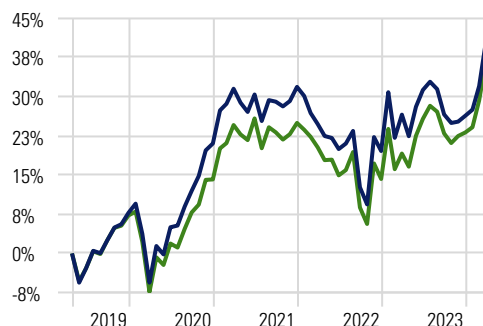
Jämförelseindex fr.o.m. 2022-11-01, tidigare MSCI AC Asia Pacific ESG Leaders NR (omräkn. sek).

Rullande avkastning, Årsbasis %

	1 month	3 months	1 Year	5 Years	10 Years
Aktiefond-Asien Stilla havet	0,7	11,4	16,0	7,3	10,2
MSCI AC Asia Pacific NR (omräkn.sek)	1,2	11,9	19,1	6,8	10,3

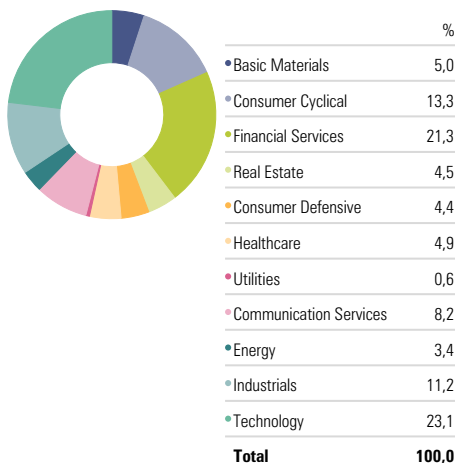
Utveckling

Time Period: 2019-05-01 to 2024-04-30



Aktiefond-Asien Stilla havet 42,0% MSCI AC Asia Pacific NR (omräkn.sek) 38,9%

Sektorer

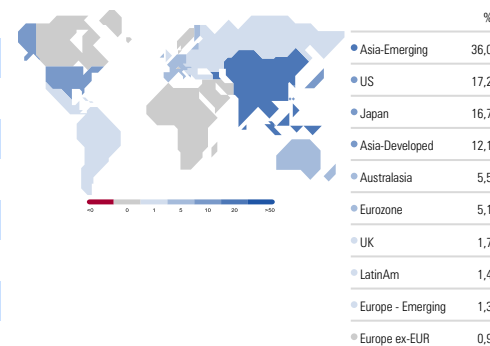


Största innehav

Company	Sector	Vikt %
Taiwan Semiconductor Manufacturing Co Ltd	Technology	7,5
Sumitomo Mitsui Financial Group Inc	Financial Services	3,5
Tencent Holdings Ltd	Communication Services	3,2
Shin-Etsu Chemical Co Ltd	Basic Materials	3,0
Reliance Industries Ltd	Energy	2,8
Alibaba Group Holding Ltd Ordinary Shares	Consumer Cyclical	2,8
Samsung Electronics Co Ltd	Technology	2,6
Komatsu Ltd	Industrials	2,4
CSL Ltd	Healthcare	2,3
East Japan Railway Co	Industrials	2,3

Intäkter exponering, Region

Portfolio Date: 2024-04-30



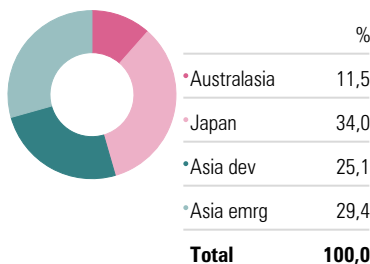
Riskindikatorer

Time Period: 2022-05-01 to 2024-04-30

	Fond	Index
Std Dev	15,9	15,2
Excess Return	-0,9	0,0
Information Ratio (arith)	-0,39	—
Sharpe Ratio	0,39	0,46
Tracking Error	2,2	0,0
Alpha	-0,97	0,00
Beta	1,04	1,00
R2	98,2	100,0

Regioner

Portfolio Date: 2024-04-30



Hållbarhetsrating



Koldioxidrisker

Portfolio Date: 2024-02-29

Low Carbon Designation



Morningstar carbon metrics are asset-weighted portfolio calculations based on Sustainalytics' company Carbon Risk Rating. To receive the Morningstar® Low Carbon Designation™, a fund must have a 12-month average Portfolio Carbon Risk Score below 10 and a 12-month average Fossil Fuel Involvement of less than 7% of assets. This signal helps investors easily identify funds that are well-positioned to transition to a low-carbon economy.

Månadsrapport

AMF Aktiefond Europa



As of 2024-04-30

Fondandelar kan både öka och minska i värde. Det är inte säkert att du får tillbaka hela det insatta kapitalet.

Översikt

Morningstar Rating 3 Yr	★★★
Morningstar Rating Overall	★★★★
Inception Date	1999-04-30
Fund Size (Mil)	8 524,4
NAV	355,01
Cash %	1,4
Management Fee	0,40
Manager Name	Rickard Alte, Martin Sivmark

Kalenderavkastning %

	YTD	2023	2022	2021	2020	2019
Aktiefond-Europa	12,5	15,4	-4,0	23,1	1,1	29,6
MSCI AC Europe NR (omräkn.sek)	12,6	16,1	-7,4	28,2	-4,8	32,5

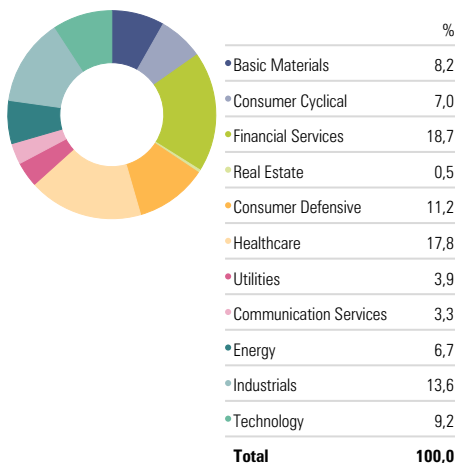
Jämförelseindex fr.o.m. 2022-11-01, tidigare MSCI AC Europe ESG Leaders NR (omräkn. sek).

Utveckling

Time Period: 2019-05-01 to 2024-04-30



Sektorer

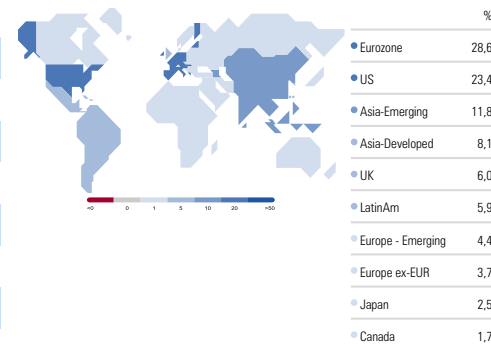


Största innehav

Company	Sector	Vikt %
AstraZeneca PLC	Healthcare	6,1
Novo Nordisk A/S Class B	Healthcare	6,1
ASML Holding NV	Technology	5,0
TotalEnergies SE	Energy	4,6
ING Groep NV	Financial Services	3,4
SAP SE	Technology	3,3
Air Liquide SA	Basic Materials	3,2
Allianz SE	Financial Services	3,0
RELX PLC	Industrials	2,8
Compagnie Financiere Richemont SA Class A	Consumer Cyclical	2,5

Intäkter exponering, Region

Portfolio Date: 2024-04-30



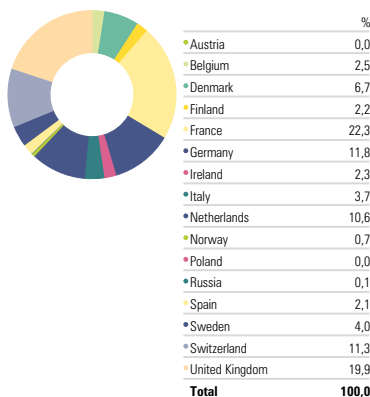
Riskindikatorer

Time Period: 2022-05-01 to 2024-04-30

	Fond	Index
Std Dev	13,9	13,5
Excess Return	0,3	0,0
Information Ratio (arith)	0,14	—
Sharpe Ratio	0,96	0,97
Tracking Error	1,9	0,0
Alpha	0,07	0,00
Beta	1,02	1,00
R2	98,2	100,0

Länder

Portfolio Date: 2024-04-30



Hållbarhetsrating



Koldioxidrisker

Portfolio Date: 2024-02-29

No Designation

Morningstar carbon metrics are asset-weighted portfolio calculations based on Sustainalytics' company Carbon Risk Rating. To receive the Morningstar® Low Carbon Designation™, a fund must have a 12-month average Portfolio Carbon Risk Score below 10 and a 12-month average Fossil Fuel Involvement of less than 7% of assets. This signal helps investors easily identify funds that are well-positioned to transition to a low-carbon economy.

Månadsrapport

AMF Aktiefond Global



As of 2024-04-30

Fondandelar kan både öka och minska i värde. Det är inte säkert att du får tillbaka hela det insatta kapitalet.

Översikt

Morningstar Rating 3 Yr	★★★★★
Morningstar Rating Overall	★★★★★
Inception Date	2001-11-15
Fund Size (Mil)	39 620,5
NAV	378,02
Cash %	0,7
Management Fee	0,40
Manager Name	Henrik Oh, Martin Sivmark

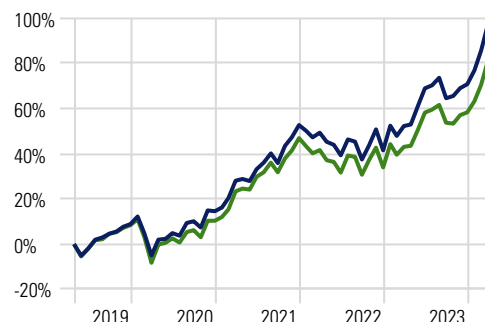
Kalenderavkastning %

	YTD	2023	2022	2021	2020	2019
Aktiefond-Global	15,0	20,7	-7,3	33,3	5,2	34,7
MSCI ACWI NR (omräkn.sek)	14,0	18,2	-8,8	33,2	1,8	34,3

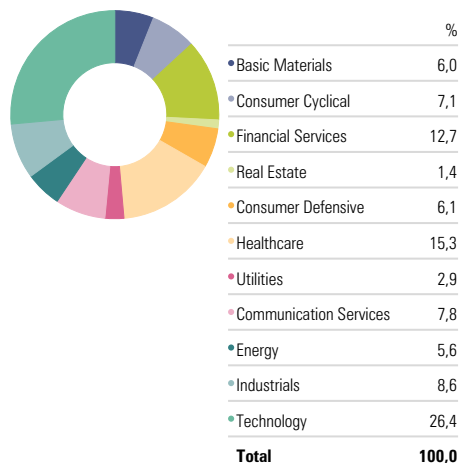
Jämförelseindex fr.o.m. 2022-11-01, tidigare MSCI ACWI ESG Leaders NR (omräkn.sek).

Utveckling

Time Period: 2019-05-01 to 2024-04-30



Sektorer

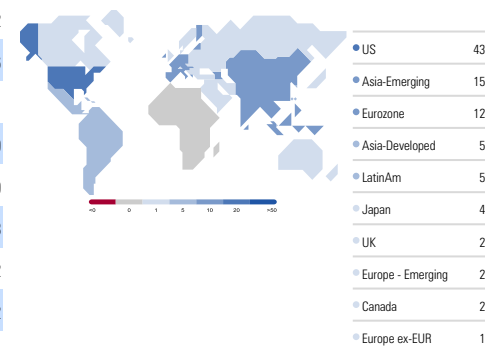


Största innehav

Company	Sector	Vikt %
Microsoft Corp	Technology	6,2
NVIDIA Corp	Technology	3,6
Alphabet Inc Class C	Communication Services	3,1
AstraZeneca PLC	Healthcare	2,9
Visa Inc Class A	Financial Services	2,9
Apple Inc	Technology	2,8
ConocoPhillips	Energy	2,2
Parker Hannifin Corp	Industrials	2,2
Linde PLC	Basic Materials	2,1
Novo Nordisk A/S Class B	Healthcare	2,0

Intäkter exponering, Region

Portfolio Date: 2024-04-30



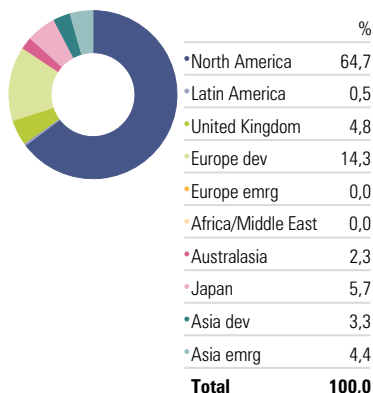
Riskindikatorer

Time Period: 2022-05-01 to 2024-04-30

	Fond	Index
Std Dev	13,6	13,6
Excess Return	1,6	0,0
Information Ratio (arith)	1,09	—
Sharpe Ratio	1,01	0,91
Tracking Error	1,4	0,0
Alpha	1,42	0,00
Beta	1,00	1,00
R2	98,9	100,0

Regioner

Portfolio Date: 2024-04-30



Hållbarhetsrating



Koldioxidrisker

Portfolio Date: 2024-02-29

No Designation

Morningstar carbon metrics are asset-weighted portfolio calculations based on Sustainalytics' company Carbon Risk Rating. To receive the Morningstar® Low Carbon Designation™, a fund must have a 12-month average Portfolio Carbon Risk Score below 10 and a 12-month average Fossil Fuel Involvement of less than 7% of assets. This signal helps investors easily identify funds that are well-positioned to transition to a low-carbon economy.

Månadsrapport

AMF Aktiefond Nordamerika



As of 2024-04-30

Fondandelar kan både öka och minska i värde. Det är inte säkert att du får tillbaka hela det insatta kapitalet.

Översikt

Morningstar Rating 3 Yr	★★★★★
Morningstar Rating Overall	★★★★★
Inception Date	2007-09-24
Fund Size (Mil)	10 609,3
NAV	660,94
Cash %	1,7
Management Fee	0,40
Manager Name	Henril Oh, Martin Sivmark

Kalenderavkastning %

	YTD	2023	2022	2021	2020	2019
Aktiefond-Nordamerika	16,2	26,8	-7,6	46,2	6,2	39,0
MSCI USA NR (omräkn.sek)	15,1	22,3	-9,6	44,6	3,7	38,2

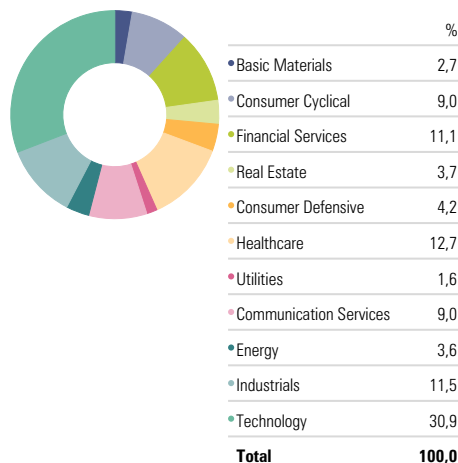
Jämförelseindex fr.o.m. 2022-11-01, tidigare MSCI USA ESG Leaders NR (omräkn. sek).

Utveckling

Time Period: 2019-05-01 to 2024-04-30



Sektorer

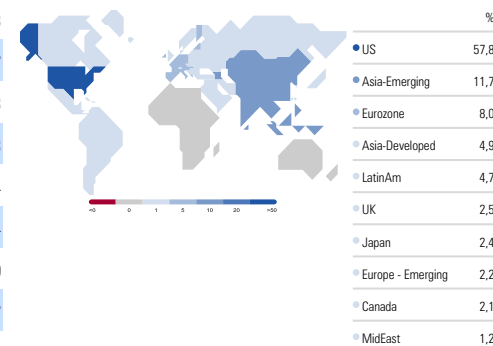


Största innehav

Company	Sector	Vikt %
Microsoft Corp	Technology	8,3
Alphabet Inc Class C	Communication Services	5,7
NVIDIA Corp	Technology	5,3
Apple Inc	Technology	4,3
Amazon.com Inc	Consumer Cyclical	3,4
Visa Inc Class A	Financial Services	3,4
Eli Lilly and Co	Healthcare	2,9
Broadcom Inc	Technology	2,7
Linde PLC	Basic Materials	2,5
ConocoPhillips	Energy	2,4

Intäkter exponering, Region

Portfolio Date: 2024-04-30



Riskindikatorer

Time Period: 2022-05-01 to 2024-04-30

	Fond	Index
Std Dev	15,7	15,2
Excess Return	3,8	0,0
Information Ratio (arith)	1,83	—
Sharpe Ratio	1,14	0,96
Tracking Error	2,0	0,0
Alpha	2,93	0,00
Beta	1,02	1,00
R2	98,3	100,0

Hållbarhetsrating



Koldioxidrisker

Portfolio Date: 2024-02-29

Low Carbon Designation



Morningstar carbon metrics are asset-weighted portfolio calculations based on Sustainalytics' company Carbon Risk Rating. To receive the Morningstar® Low Carbon Designation™, a fund must have a 12-month average Portfolio Carbon Risk Score below 10 and a 12-month average Fossil Fuel Involvement of less than 7% of assets. This signal helps investors easily identify funds that are well-positioned to transition to a low-carbon economy.

Månadsrapport

AMF Aktiefond Småbolag



As of 2024-04-30

Fondandelar kan både öka och minska i värde. Det är inte säkert att du får tillbaka hela det insatta kapitalet.

Översikt

Morningstar Rating 3 Yr	★★
Morningstar Rating Overall	★★
Inception Date	2004-05-17
Fund Size (Mil)	17 468,5
NAV	1 225,68
Cash %	3,4
Management Fee	0,40
Manager Name	Sophie Larsén, Angelica Hanson

Kalenderavkastning %

	YTD	2023	2022	2021	2020	2019
Aktiefond-Småbolag	5,9	6,7	-37,6	48,7	41,5	42,2
Carnegie Small Cap Return Sweden	5,5	14,7	-31,4	37,1	23,0	43,2

Utveckling

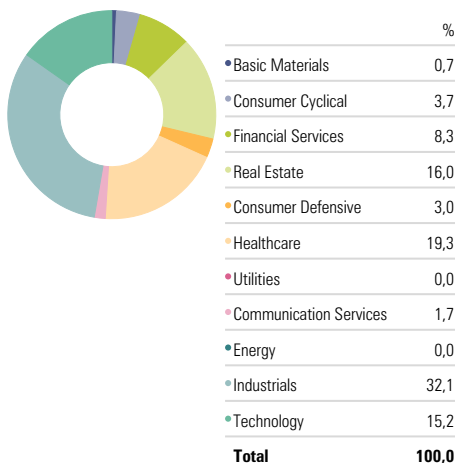
Time Period: 2019-05-01 to 2024-04-30



Rullande avkastning, Årsbasis %

	1 month	3 months	1 Year	5 Years	10 Years
Aktiefond-Småbolag	-0,9	7,8	4,3	11,5	13,5
Carnegie Small Cap Return Sweden	-0,7	8,0	9,4	10,6	13,1

Sektorer

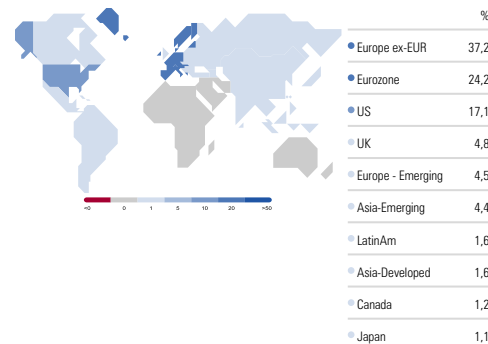


Största innehav

Company	Sector	Vikt %
Trelleborg AB Class B	Industrials	4,4
Beijer Ref AB Class B	Industrials	4,1
Fastighets AB Balder Class B	Real Estate	3,9
AB Sagax Class B	Real Estate	3,5
Nordnet AB (publ) Ordinary Shares	Financial Services	3,3
Addtech AB Class B	Industrials	3,2
Sectra AB Class B	Healthcare	3,2
Sweco AB Class B	Industrials	3,2
Axfood AB	Consumer Defensive	2,8
Skanska AB Class B	Industrials	2,7

Intäkter exponering, Region

Portfolio Date: 2024-04-30



Riskindikatorer

Time Period: 2022-05-01 to 2024-04-30

	Fond	Index
Std Dev	27,1	24,2
Excess Return	-4,7	0,0
Information Ratio (arith)	-1,01	—
Sharpe Ratio	-0,06	0,10
Tracking Error	4,7	0,0
Alpha	-4,31	0,00
Beta	1,11	1,00
R2	97,9	100,0

Hållbarhetsrating



Koldioxidrisker

Portfolio Date: 2024-02-29

Low Carbon Designation



Morningstar carbon metrics are asset-weighted portfolio calculations based on Sustainalytics' company Carbon Risk Rating. To receive the Morningstar® Low Carbon Designation™, a fund must have a 12-month average Portfolio Carbon Risk Score below 10 and a 12-month average Fossil Fuel Involvement of less than 7% of assets. This signal helps investors easily identify funds that are well-positioned to transition to a low-carbon economy.

Månadsrapport

AMF Aktiefond Sverige



As of 2024-04-30

Fondandelar kan både öka och minska i värde. Det är inte säkert att du får tillbaka hela det insatta kapitalet.

Översikt

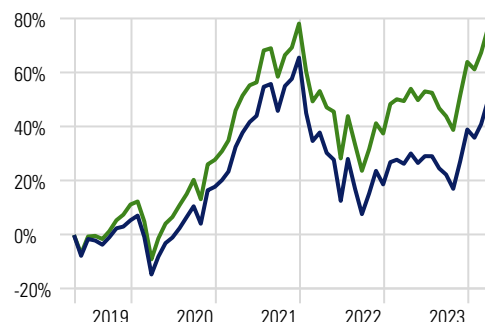
Morningstar Rating 3 Yr	★★
Morningstar Rating Overall	★★
Inception Date	1998-12-30
Fund Size (Mil)	44 505,4
NAV	933,65
Cash %	1,6
Management Fee	0,40
Manager Name	Dick Bergqvist, Anders Hansson, Patricia Hedelius

Kalenderavkastning %

	YTD	2023	2022	2021	2020	2019
Aktiefond-Sverige	7,7	17,1	-28,3	40,5	11,7	25,7
SIXPRX	8,1	19,2	-22,8	39,3	14,8	35,0

Utveckling

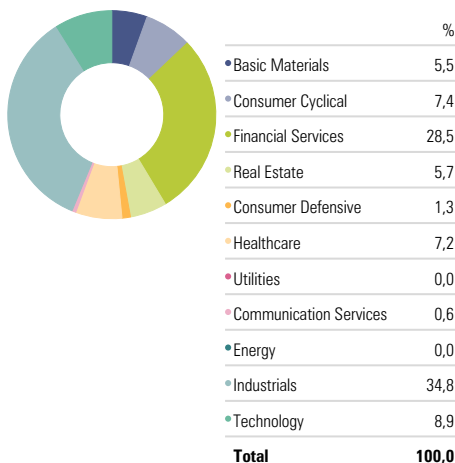
Time Period: 2019-05-01 to 2024-04-30



Rullande avkastning, Årsbasis %

	1 month	3 months	1 Year	5 Years	10 Years
Aktiefond-Sverige	-0,2	10,1	15,1	8,4	9,0
SIXPRX	0,3	10,0	15,1	12,1	11,0

Sektorer

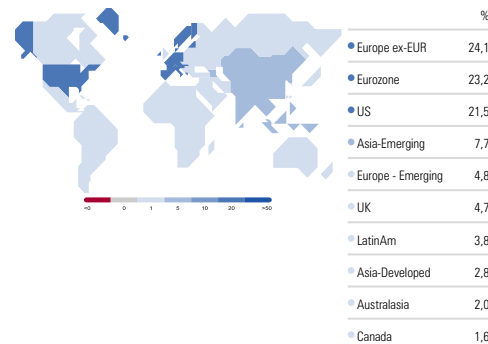


Största innehav

Company	Sector	Vikt %
Investor AB Class A	Financial Services	9,8
Volvo AB Class B	Industrials	9,0
Skandinaviska Enskilda Banken AB Class A	Financial Services	7,4
Atlas Copco AB Class B	Industrials	7,2
Epiroc AB Share B	Industrials	4,1
Hexagon AB Class B	Technology	3,7
Indutrade AB	Industrials	3,4
Hennes & Mauritz AB Class B	Consumer Cyclical	3,3
Svenska Cellulosa AB Class B	Basic Materials	3,2
Investment AB Latour Class B	Financial Services	2,5

Intäkter exponering, Region

Portfolio Date: 2024-04-30



Riskindikatorer

Time Period: 2022-05-01 to 2024-04-30

	Fond	Index
Std Dev	21,7	20,3
Excess Return	-2,6	0,0
Information Ratio (arith)	-1,02	—
Sharpe Ratio	0,31	0,44
Tracking Error	2,5	0,0
Alpha	-2,67	0,00
Beta	1,06	1,00
R2	99,0	100,0

Hållbarhetsrating



Koldioxidrisker

Portfolio Date: 2024-02-29

Low Carbon Designation



Morningstar carbon metrics are asset-weighted portfolio calculations based on Sustainalytics' company Carbon Risk Rating. To receive the Morningstar® Low Carbon Designation™, a fund must have a 12-month average Portfolio Carbon Risk Score below 10 and a 12-month average Fossil Fuel Involvement of less than 7% of assets. This signal helps investors easily identify funds that are well-positioned to transition to a low-carbon economy.

Månadsrapport

AMF Aktiefond Tillväxtmarknader



As of 2024-04-30

Fondandelar kan både öka och minska i värde. Det är inte säkert att du får tillbaka hela det insatta kapitalet.

Översikt

Morningstar Rating 3 Yr	★★
Morningstar Rating Overall	★★
Inception Date	2019-12-11
Fund Size (Mil)	1 884,8
NAV	118,94
Cash %	0,6
Management Fee	0,40
Manager Name	Henrik Oh, Martin Sivmark

Kalenderavkastning %

	YTD	2023	2022	2021	2020	2019
Aktiefond-Tillväxtmarknader	10,3	1,4	-11,5	6,7	7,9	—
MSCI Emerging Markets NR (omräkn.sek)	12,0	6,2	-13,1	8,0	5,4	—

Jämförelseindex fr.o.m. 2022-11-01, tidigare MSCI EM ESG Leaders NR (omräkn. sek).

Rullande avkastning, Årsbasis %

	1 month	3 months	1 Year	3 Years	5 Years
Aktiefond-Tillväxtmarknader	1,9	12,8	11,5	-1,0	—
MSCI Emerging Markets NR (omräkn.sek)	3,1	14,5	17,6	0,4	—

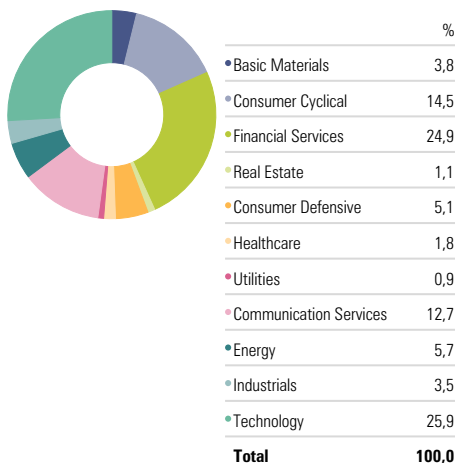
Utveckling

Time Period: 2019-12-11 to 2024-04-30



Aktiefond-Tillväxtmarknader 18,9% MSCI Emerging Markets NR (omräkn.sek) 22,9%

Sektorer

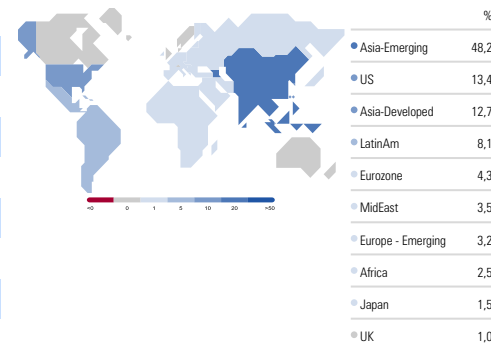


Största innehav

Company	Sector	Vikt %
Taiwan Semiconductor Manufacturing Co Ltd	Technology	8,6
Tencent Holdings Ltd	Communication Services	4,9
Samsung Electronics Co Ltd	Technology	4,3
Reliance Industries Ltd	Energy	3,9
Alibaba Group Holding Ltd Ordinary Shares	Consumer Cyclical	3,7
SK Hynix Inc	Technology	2,6
MediaTek Inc	Technology	2,0
Tongcheng Travel Holdings Ltd	Consumer Cyclical	1,5
Infosys Ltd	Technology	1,4
KB Financial Group Inc	Financial Services	1,4

Intäkter exponering, Region

Portfolio Date: 2024-04-30



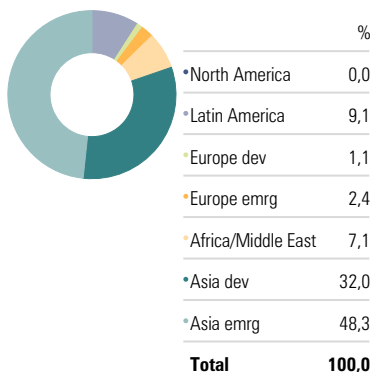
Riskindikatorer

Time Period: 2022-05-01 to 2024-04-30

	Fond	Index
Std Dev	17,7	16,3
Excess Return	-2,4	0,0
Information Ratio (arith)	-0,69	—
Sharpe Ratio	0,10	0,23
Tracking Error	3,4	0,0
Alpha	-2,35	0,00
Beta	1,07	1,00
R2	96,7	100,0

Regioner

Portfolio Date: 2024-04-30



Hållbarhetsrating



Koldioxidrisker

Portfolio Date:

No Designation

Morningstar carbon metrics are asset-weighted portfolio calculations based on Sustainalytics' company Carbon Risk Rating. To receive the Morningstar® Low Carbon Designation™, a fund must have a 12-month average Portfolio Carbon Risk Score below 10 and a 12-month average Fossil Fuel Involvement of less than 7% of assets. This signal helps investors easily identify funds that are well-positioned to transition to a low-carbon economy.

Månadsrapport

AMF Aktiefond Världen



As of 2024-04-30

Fondandelar kan både öka och minska i värde. Det är inte säkert att du får tillbaka hela det insatta kapitalet.

Översikt

Morningstar Rating 3 Yr	★★★
Morningstar Rating Overall	★★★
Inception Date	1998-12-30
Fund Size (Mil)	54 154,0
NAV	709,39
Cash %	0,6
Management Fee	0,40
Manager Name	Henrik Oh, Anders Hansson

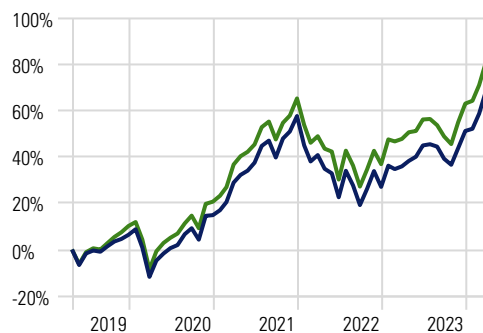
Kalenderavkastning %

	YTD	2023	2022	2021	2020	2019
Aktiefond-Världen	11,3	19,0	-19,4	37,3	8,0	28,3
SIXRX 50%, MSCI ACWI NR (omräkn.sek) 50%	11,0	19,1	-17,2	37,0	9,6	34,8

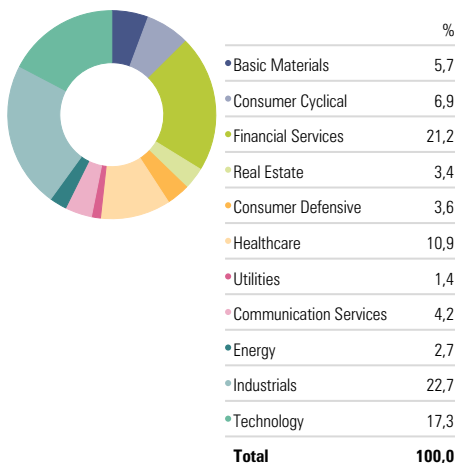
Jämförelseindex fr.o.m. 2024-01-01, tidigare SIXRX 60%, MSCI ACWI NR (omräkn. Sek) 40%.

Utveckling

Time Period: 2019-05-01 to 2024-04-30



Sektorer

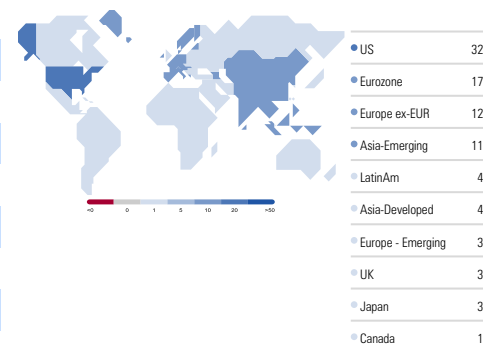


Största innehav

Innehav	Sektor	Vikt %
Investor AB Class A	Financial Services	4,8
Volvo AB Class B	Industrials	4,5
Skandinaviska Enskilda Banken AB Class A	Financial Services	3,6
Atlas Copco AB Class B	Industrials	3,6
Microsoft Corp	Technology	3,0
AstraZeneca PLC	Healthcare	2,4
Epiroc AB Share B	Industrials	2,1
Hexagon AB Class B	Technology	1,9
NVIDIA Corp	Technology	1,8
Alphabet Inc Class C	Communication Services	1,7

Intäkter exponering, Region

Portfolio Date: 2024-04-30



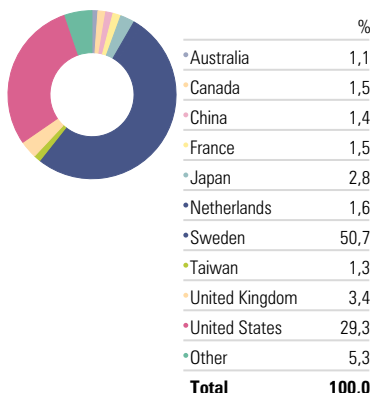
Riskindikatorer

Time Period: 2022-05-01 to 2024-04-30

	Fond	Index
Std Dev	16,0	16,3
Excess Return	-0,6	0,0
Information Ratio (arith)	-0,30	—
Sharpe Ratio	0,63	0,65
Tracking Error	1,9	0,0
Alpha	-0,32	0,00
Beta	0,98	1,00
R2	98,7	100,0

Länder

Portfolio Date: 2024-04-30



Hållbarhetsrating



Koldioxidrisker

Portfolio Date: 2024-02-29

Low Carbon Designation



Morningstar carbon metrics are asset-weighted portfolio calculations based on Sustainalytics' company Carbon Risk Rating. To receive the Morningstar® Low Carbon Designation™, a fund must have a 12-month average Portfolio Carbon Risk Score below 10 and a 12-month average Fossil Fuel Involvement of less than 7% of assets. This signal helps investors easily identify funds that are well-positioned to transition to a low-carbon economy.

Månadsrapport

As of 2024-04-30

AMF Balansfond

Fondandelar kan både öka och minska i värde. Det är inte säkert att du får tillbaka hela det insatta kapitalet.



Översikt

Morningstar Rating 3 Yr	***
Morningstar Rating Overall	****
Inception Date	1998-12-30
Fund Size (Mil)	26 380,5
NAV	407,24
Cash %	0,0
Modified duration, %	3,64
Management Fee	0,40
Manager Name	Thomas Nordahl, Johan Moeschlin, Patricia Hedelius

Kalenderavkastning %

	YTD	2023	2022	2021	2020	2019
Balansfonden	6,0	13,4	-15,5	22,4	6,0	16,9
Index Balansfonden	5,7	13,6	-13,8	20,8	7,3	20,5

Jämförelseindex fr. o.m. 2022-11-01 består av Handelsbanken Markets Combined Sweden All Bonds 40%, SIXRX 40%, MSCI ACWI NR (omräkn. sek) 20%, tidigare MSCI ACWI ESG Leaders NR (omräkn. Sek) 20%.

Rullande avkastning, Årsbasis %

	1 month	3 months	1 Year	5 Years	10 Years
Balansfonden	-0,3	6,3	13,5	6,5	7,2
Index Balansfonden	-0,2	5,9	12,5	7,3	7,6

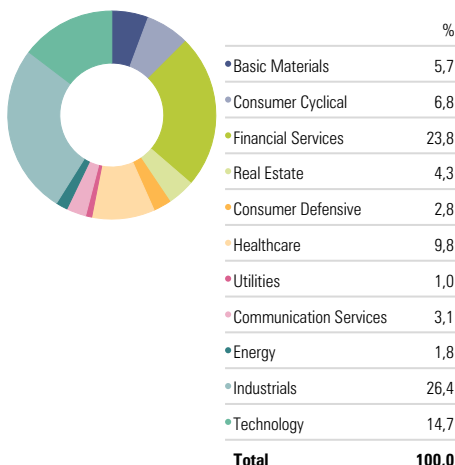
Utveckling

Time Period: 2019-05-01 to 2024-04-30



Balansfonden 37,0% Index Balansfonden 42,5%

Sektorer, Aktier

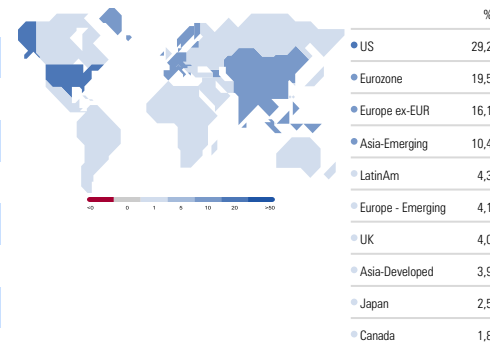


Största innehav

Investment	Sector	Vikt %
Investor AB Class A	Financial Services	4,0
Volvo AB Class B	Industrials	3,8
Skandinaviska Enskilda Banken AB Class A	Financial Services	3,1
Atlas Copco AB Class B	Industrials	3,0
Skandinaviska Enskilda Banken AB (publ) 0.5%	—	2,1
Epiroc AB Share B	Industrials	1,7
Hexagon AB Class B	Technology	1,5
Lansforsäkringar Hypotek AB 1.25%	—	1,5
Indutrade AB	Industrials	1,5
AstraZeneca PLC	Healthcare	1,4

Intäkter exponering, Region

Portfolio Date: 2024-04-30



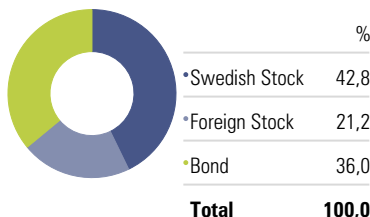
Riskindikatorer

Time Period: 2022-05-01 to 2024-04-30

	Fond	Index
Std Dev	11,4	11,4
Excess Return	-0,4	0,0
Information Ratio (arith)	-0,37	—
Sharpe Ratio	0,46	0,49
Tracking Error	1,0	0,0
Alpha	-0,33	0,00
Beta	1,00	1,00
R2	99,3	100,0

Allokering

Portfolio Date: 2024-04-30



Hållbarhetsrating



Koldioxidrisker

Portfolio Date: 2024-02-29

Low Carbon Designation



Morningstar carbon metrics are asset-weighted portfolio calculations based on Sustainalytics' company Carbon Risk Rating. To receive the Morningstar Low Carbon Designation™, a fund must have a 10-month average Portfolio Carbon Risk Score below 10 and a 12-month average Fossil Fuel Involvement of less than 7% of assets. This signal helps investors easily identify funds that are well-positioned to transition to a low-carbon economy.

Månadsrapport

AMF Företagsobligationsfond



As of 2024-04-30

Fondandelar kan både öka och minska i värde. Det är inte säkert att du får tillbaka hela det insatta kapitalet.

Översikt

Morningstar Rating 3 Yr	★★★★
Morningstar Rating Overall	★★★★
Inception Date	2018-08-29
Fund Size (Mil)	1 318,5
NAV	108,54
Cash %	2,8
Management Fee	0,10
Manager Name	Johan Moeschlin, Charlotte Sillén

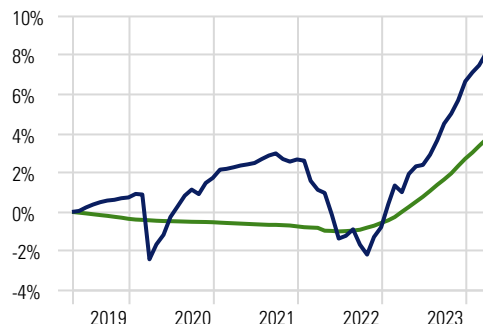
Kalenderavkastning %

	YTD	2023	2022	2021	2020	2019
Företagsobligationsfond	1,8	7,5	-3,4	0,9	1,0	1,6
Solactive SEK FRN Short IG Corporate	2,3	3,3	0,2	-0,2	-0,2	-0,5

Jämförelseindex fr.o.m. 2024-01-01, tidigare Handelsbanken Markets Sweden All Treasury Bills.

Utveckling

Time Period: 2019-05-01 to 2024-04-30



Sektorer

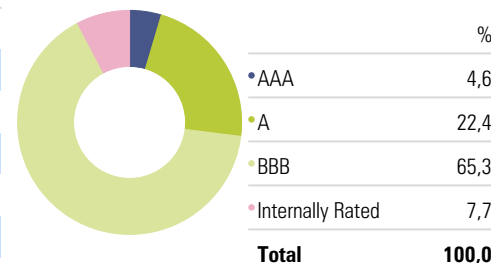


Största innehav

Innehav	Vikt %
Swedish 2 Year Stadshypotek Future June 24	18,1
Bluestep Bank AB (Publ) 5.61%	4,4
TRATON Finance Luxembourg S.A 5.14%	3,8
Swedbank Mortgage AB (publ) 1%	3,7
Svensk Fastighetsfinansiering AB 5.44%	3,5
Skandinaviska Enskilda Banken AB (publ) 5.22%	3,5
Nykredit Realkredit A/S 5.29%	3,1
SBAB Bank AB (publ) 5.28%	3,1
Atrium Ljungberg AB 5.1%	3,0
Bonnier Fastigheter Finans AB (Publ) 5.25%	2,7

Rating

Portfolio Date: 2024-04-30



Riskindikatorer

Time Period: 2022-05-01 to 2024-04-30

	Fond	Index
Std Dev	2,3	0,4
Excess Return	1,2	0,0
Information Ratio (arith)	0,58	—
Sharpe Ratio	0,59	0,69
Tracking Error	2,0	0,0
Alpha	0,36	0,00
Beta	17,30	1,00
R2	36,9	100,0

Riskmått

Duration	0,71
Modified duration, %	0,68
Modified duration credits, %	0,68
Yield to maturity, %	4,74
Average time to maturity	1,77

Hållbarhetsrating



Koldioxidrisker

Portfolio Date: 2023-08-31

Low Carbon Designation



Morningstar carbon metrics are asset-weighted portfolio calculations based on Sustainalytics' company Carbon Risk Rating. To receive the Morningstar® Low Carbon Designation™, a fund must have a 12-month average Portfolio Carbon Risk Score below 10 and a 12-month average Fossil Fuel Involvement of less than 7% of assets. This signal helps investors easily identify funds that are well-positioned to transition to a low-carbon economy.

Månadsrapport

AMF Räntefond Kort



As of 2024-04-30

Fondandelar kan både öka och minska i värde. Det är inte säkert att du får tillbaka hela det insatta kapitalet.

Översikt

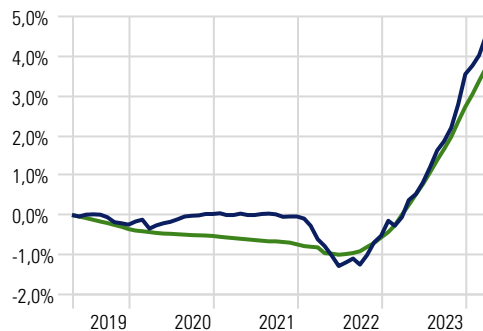
Morningstar Rating 3 Yr	—
Morningstar Rating Overall	—
Inception Date	2004-05-17
Fund Size (Mil)	6 585,6
NAV	116,90
Cash %	2,0
Management Fee	0,10
Manager Name	Johan Moeschlin, Charlotte Sillén

Kalenderavkastning %

	YTD	2023	2022	2021	2020	2019
Räntefond-Kort	1,2	4,1	-0,5	-0,1	0,3	-0,3
Handelsbanken Markets Sweden All Treasury Bills	1,3	3,3	0,2	-0,2	-0,2	-0,5

Utveckling

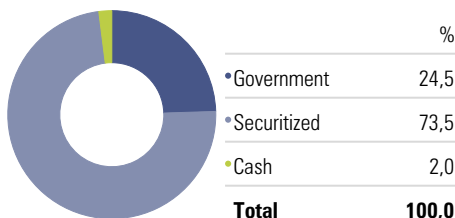
Time Period: 2019-05-01 to 2024-04-30



Rullande avkastning, Årsbasis %

	1 month	3 months	1 Year	5 Years	10 Years
Räntefond-Kort	0,3	1,0	4,4	0,9	0,4
Handelsbanken Markets Sweden All Treasury Bills	0,3	1,0	3,8	0,8	0,2

Sektorer

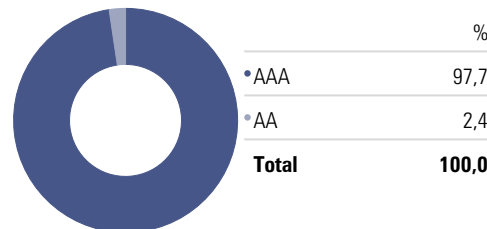


Största innehav

	Vikt %
Landshypotek Bank AB (publ) 5.08%	7,0
Skandiabanken AB 4.77%	7,0
Realkredit Danmark A/S 4.71%	6,7
DnB Boligkreditt AS 4.22%	6,1
Nykredit Realkredit A/S 4.59%	5,8
Landshypotek Bank AB (publ) 4.61%	5,4
Skandiabanken AB 4.85%	4,7
Sparebanken Vest Boligkreditt AS 4.81%	4,6
African Development Bank 2.88%	4,5
Realkredit Danmark A/S 4.73%	3,8

Rating

Portfolio Date: 2024-04-30



Riskindikatorer

Time Period: 2022-05-01 to 2024-04-30

	Fond	Index
Std Dev	0,8	0,4
Excess Return	0,3	0,0
Information Ratio (arith)	0,51	—
Sharpe Ratio	0,56	0,69
Tracking Error	0,6	0,0
Alpha	0,20	0,00
Beta	2,85	1,00
R2	11,9	100,0

Riskmått

Duration	0,69
Modified duration, %	0,66
Modified duration credits, %	0,43
Yield to maturity, %	4,17
Average time to maturity	2,55

Hållbarhetsrating



Koldioxidrisker

Portfolio Date: 2024-02-29

No Designation

Morningstar carbon metrics are asset-weighted portfolio calculations based on Sustainalytics' company Carbon Risk Rating. To receive the Morningstar® Low Carbon Designation™, a fund must have a 12-month average Portfolio Carbon Risk Score below 10 and a 12-month average Fossil Fuel Involvement of less than 7% of assets. This signal helps investors easily identify funds that are well-positioned to transition to a low-carbon economy.

Månadsrapport

AMF Räntefond Lång



As of 2024-04-30

Fondandelar kan både öka och minska i värde. Det är inte säkert att du får tillbaka hela det insatta kapitalet.

Översikt

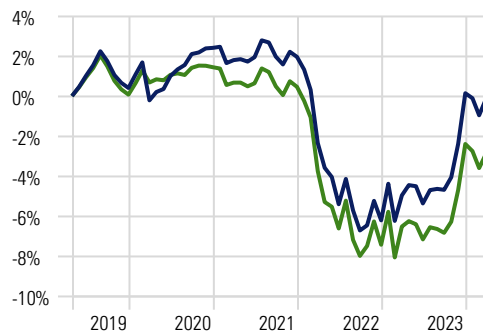
Morningstar Rating 3 Yr	★★★★
Morningstar Rating Overall	★★★★★
Inception Date	1998-12-30
Fund Size (Mil)	10 000,2
NAV	147,87
Cash %	0,5
Management Fee	0,10
Manager Name	Johan Moeschlin, Charlotte Sillén

Kalenderavkastning %

	YTD	2023	2022	2021	2020	2019
Räntefond-Lång	-0,5	6,8	-8,0	-0,4	2,0	1,7
Handelsbanken Markets Combined Sweden All Bonds	-0,8	5,5	-7,9	-1,0	1,4	1,2

Utveckling

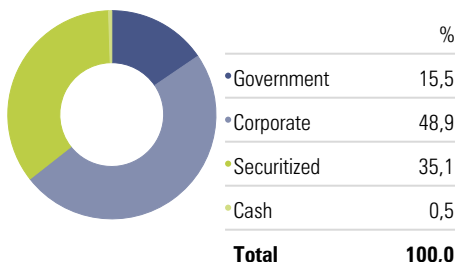
Time Period: 2019-05-01 to 2024-04-30



Rullande avkastning, Årsbasis %

	1 month	3 months	1 Year	5 Years	10 Years
Räntefond-Lång	-0,2	-0,2	4,3	-0,1	1,2
Handelsbanken Markets Combined Sweden All Bonds	-0,3	-0,4	3,3	-0,6	0,7

Sektorer

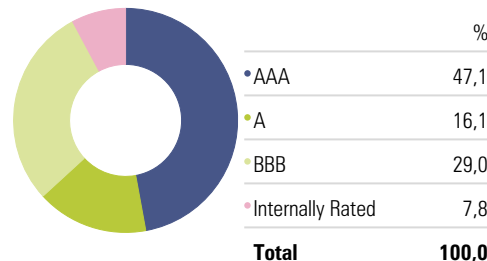


Största innehav

Innehav	Vikt %
Nordea Hypotek AB 1%	5,7
Skandinaviska Enskilda Banken AB (publ) 0.5%	4,6
Swedbank Mortgage AB (publ) 1%	3,9
Swedish Covered Bond Corporation 2%	3,5
Nordea Hypotek AB 1%	3,2
Sweden (Kingdom Of) 1%	2,6
Lansforsakringar Hypotek AB 0.5%	2,4
Lansforsakringar Hypotek AB 1.25%	2,3
Sweden (Kingdom Of) 0.75%	2,1
Swedbank Mortgage AB (publ) 1%	2,1

Rating

Portfolio Date: 2024-04-30



Riskindikatorer

Time Period: 2022-05-01 to 2024-04-30

	Fond	Index
Std Dev	4,2	4,3
Excess Return	0,5	0,0
Information Ratio (arith)	0,74	—
Sharpe Ratio	-0,17	-0,28
Tracking Error	0,7	0,0
Alpha	0,45	0,00
Beta	0,94	1,00
R2	97,2	100,0

Riskmått

Duration	3,81
Modified duration, %	3,66
Modified duration credits, %	1,96
Yield to maturity, %	4,07
Average time to maturity	3,32

Hållbarhetsrating



Koldioxidrisker

Portfolio Date: 2024-02-29

No Designation

Morningstar carbon metrics are asset-weighted portfolio calculations based on Sustainalytics' company Carbon Risk Rating. To receive the Morningstar® Low Carbon Designation™, a fund must have a 12-month average Portfolio Carbon Risk Score below 10 and a 12-month average Fossil Fuel Involvement of less than 7% of assets. This signal helps investors easily identify funds that are well-positioned to transition to a low-carbon economy.

Månadsrapport

AMF Räntefond Mix



As of 2024-04-30

Fondandelar kan både öka och minska i värde. Det är inte säkert att du får tillbaka hela det insatta kapitalet.

Översikt

Morningstar Rating 3 Yr	—
Morningstar Rating Overall	—
Inception Date	2012-01-18
Fund Size (Mil)	4 054,7
NAV	110,52
Cash %	3,5
Management Fee	0,10
Manager Name	Johan Moeschlin, Charlotte Sillén

Kalenderavkastning %

	YTD	2023	2022	2021	2020	2019
--	-----	------	------	------	------	------

Räntefond-Mix	-2,2	4,3	-8,9	-1,8	2,7	1,7
Index Räntefond-Mix	-1,9	3,7	-9,6	-1,9	2,4	1,4

Indexet består av Handelsb. Markets Sweden All Government Bonds 1-10 år 25%, JPM Germany Government index 1-10 år 25%, JPM UK Government index 1-10 år 25%, JPM US Treasury index 1-10 år 25%, hedgat till SEK

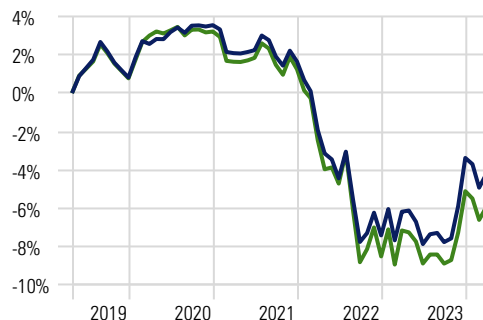
Rullande avkastning, Årsbasis %

	1 month	3 months	1 Year	5 Years	10 Years
--	---------	----------	--------	---------	----------

Räntefond-Mix	-1,3	-1,9	0,7	-1,1	0,4
Index Räntefond-Mix	-1,1	-1,5	0,3	-1,4	0,2

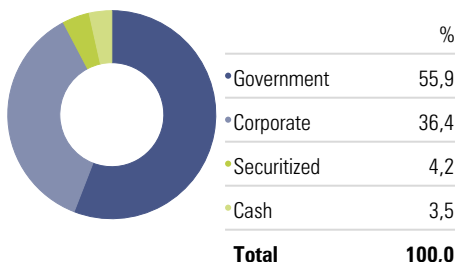
Utveckling

Time Period: 2019-05-01 to 2024-04-30



Räntefond-Mix -5,5% Index Räntefond-Mix -6,9%

Sektorer

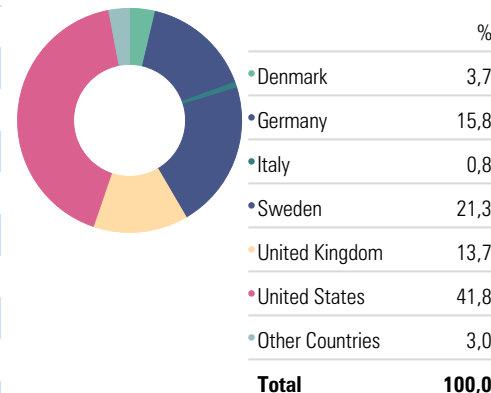


Största innehav

	Vikt %
United Kingdom of Great Britain and Northern Ireland 3.5%	4,0
Italy (Republic Of) 1.75%	3,3
United Kingdom of Great Britain and Northern Ireland 1.5%	2,9
Germany (Federal Republic Of) 2.2%	2,8
United States Treasury Notes 2.25%	2,7
Jyske Bank AS 5.99%	2,5
United Kingdom of Great Britain and Northern Ireland 0.38%	2,4
European Investment Bank 1.5%	2,4
Sweden (Kingdom Of) 0.75%	2,2
European Bank For Reconstruction & Development 0.88%	2,2

Länder

Portfolio Date: 2024-04-30



Riskindikatorer

Time Period: 2022-05-01 to 2024-04-30

	Fond	Index
Std Dev	4,7	5,1
Excess Return	0,3	0,0
Information Ratio (arith)	0,37	—
Sharpe Ratio	-0,76	-0,77
Tracking Error	0,9	0,0
Alpha	0,00	0,00
Beta	0,92	1,00
R2	97,2	100,0

Riskmått

Duration	4,92
Modified Duration, %	4,73
Modified duration credits, %	1,52
Yield to maturity, %	3,99
Average time to maturity	3,21

Hållbarhetsrating



Koldioxidrisker

Portfolio Date: 2023-11-30

Low Carbon Designation



Morningstar carbon metrics are asset-weighted portfolio calculations based on Sustainalytics' company Carbon Risk Rating. To receive the Morningstar® Low Carbon Designation™, a fund must have a 12-month average Portfolio Carbon Risk Score below 10 and a 12-month average Fossil Fuel Involvement of less than 7% of assets. This signal helps investors easily identify funds that are well-positioned to transition to a low-carbon economy.

Månadsrapport

AMF Strategifond Global



As of 2024-04-30

Fondandelar kan både öka och minska i värde. Det är inte säkert att du får tillbaka hela det insatta kapitalet.

Översikt

Morningstar Rating 3 Yr	—
Morningstar Rating Overall	—
Inception Date	2022-07-01
Fund Size (Mil)	439,4
NAV	137,99
Cash %	-0,2
Management Fee	0,40
Manager Name	Magnus Jonasson, Thomas Nordahl

Kalenderavkastning %

	YTD	2023	2022	2021	2020
Strategifond Global	14,8	19,7	—	—	—
MSCI ACWI NR (omräkn.sek)	14,0	18,2	—	—	—

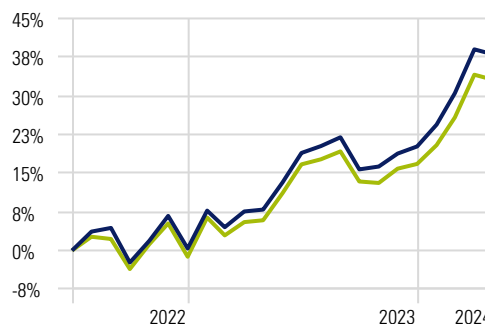
Jämförelseindex fr.o.m. 2022-11-01, tidigare MSCI ACWI ESG Leaders NR (omräkn. sek).

Rullande avkastning, Årsbasis %

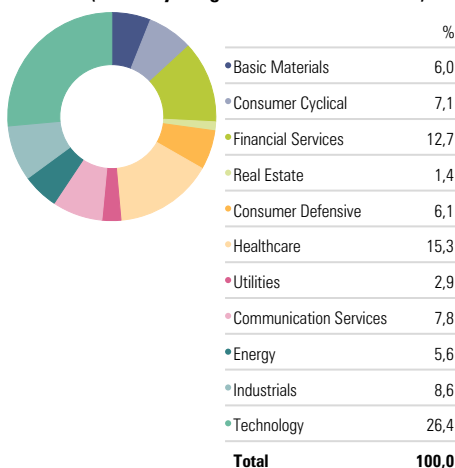
	1 month	3 months	1 Year	3 Years	5 Years
Strategifond Global	-0,7	10,9	27,9	—	—
MSCI ACWI NR (omräkn.sek)	-0,7	10,5	25,7	—	—

Utveckling

Time Period: 2022-06-30 to 2024-04-30



Sektorer (Genomsyn AMF Aktiefond Global)

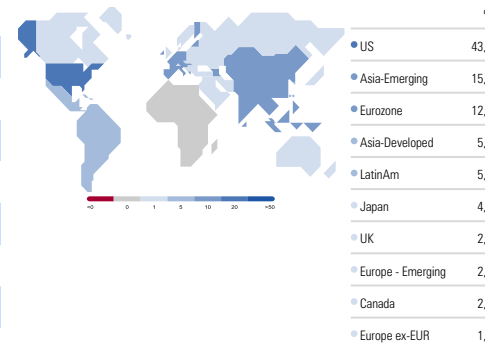


Största innehav (Genomsyn AMF Aktiefond Global)

Company	Sector	Vikt %
Microsoft Corp	Technology	6,2
NVIDIA Corp	Technology	3,6
Alphabet Inc Class C	Communication Services	3,1
AstraZeneca PLC	Healthcare	2,9
Visa Inc Class A	Financial Services	2,9
Apple Inc	Technology	2,8
ConocoPhillips	Energy	2,2
Parker Hannifin Corp	Industrials	2,2
Linde PLC	Basic Materials	2,1
Novo Nordisk A/S Class B	Healthcare	2,0

Intäkter Region (Genomsyn AMF Aktiefond Global)

Portfolio Date: 2024-04-30

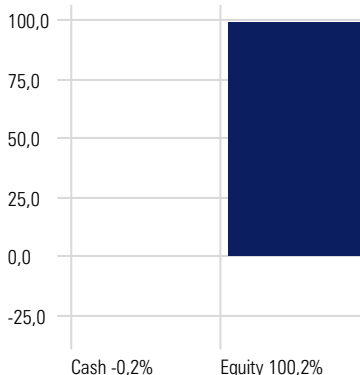


Riskindikatorer

Time Period: 2022-05-01 to 2024-04-30

	Fond	Index
Std Dev	—	—
Excess Return	—	—
Information Ratio (arith)	—	—
Sharpe Ratio	—	—
Tracking Error	—	—
Alpha	—	—
Beta	—	—
R2	—	—

Allokering



Hållbarhetsrating



Koldioxidrisker

Portfolio Date: 2024-02-29

No Designation

Morningstar carbon metrics are asset-weighted portfolio calculations based on Sustainalytics' company Carbon Risk Rating. To receive the Morningstar® Low Carbon Designation™, a fund must have a 12-month average Portfolio Carbon Risk Score below 10 and a 12-month average Fossil Fuel Involvement of less than 7% of assets. This signal helps investors easily identify funds that are well-positioned to transition to a low-carbon economy.

Månadsrapport

As of 2024-04-30



DEFINITIONER

Std Dev (volatilitet) Std Dev är ett riskmått, som avser spridning kring förväntad avkastning. Ett stort spridningsmått innebär hög risk och vice versa. Till exempel innebär 10% volatilitet att avkastningen med två tredjedels sannolikhet kommer att hamna inom 10% från den förväntade avkastningen.

Excess Return Avser den värdeökning alternativt värdeminskning som uppstått under perioden utöver jämförelseindex

Information Ratio Information Ratio ställer en fonds uppnådda avkastning (utöver jämförelseindex) i relation till den aktiva risken. Måttet anger hur mycket extra avkastning som uppnåtts jämfört med hur mycket extra risk som tagits.

Sharpe Ratio Ställer avkastning i relation till den totala risken. Anger hur mycket avkastning, nedjusterad med den riskfria räntan, som uppnåtts i relation till hur mycket risk som tagits.

Tracking Error Mäter storleken på avvikelser mellan en fonds och dess jämförelseindex avkastning. Ett högt tracking error indikerar att förvaltningen avvikit mycket från den övriga marknaden, index. Till exempel innebär 5% tracking error att fondens avkastning, två år av tre, kommer att hamna inom ett intervall om 5% från dess jämförelseindex avkastning.

Alpha Beskriver den uppnådda över- eller underavkastning i förhållande till jämförelseindex med justering av beta, det vill säga med hänsyn till hur stor marknadsrisk som tagits. Om alfa är positivt har fonden överavkastat i förhållande till den marknadsrisk som tagits.

Beta Beta anger sambandet mellan en fonds avkastning och dess marknads avkastning. Om $\beta = 1$ tenderar fondens avkastning att uppföra sig som marknads avkastning. $\beta < 1$ innebär att marknads svängningar försvagas och $\beta > 1$ betyder att marknads svängningar förstärks.

R2 R2 anger hur starkt sambandet är mellan en fond och dess index.

Duration Duration är en räntefonds genomsnittliga återbetalningstid, vägd med kassaströmmarnas nuvärde.

Modified duration Anger hur känsligt räntefondens värde är för förändringar i räntenivån, det vill säga med hur många procent fondens värde ändras när räntenivån sjunker eller stiger med en procentenhet.

Modified duration credits Modifierad duration på alla innehav exklusive sådana utgivna av stater.

Yield to maturity Förväntad avkastning vid oförändrad räntenivå

Average time to maturity En sammanvägning av alla innehavs löptid till slutligt förfall.