

Månadsrapport

AMF Aktiefond Asien Stilla havet



As of 2023-05-31

Fondandelar kan både öka och minska i värde. Det är inte säkert att du får tillbaka hela det insatta kapitalet.

Översikt

Morningstar Rating 3 Yr	★★★
Morningstar Rating Overall	★★★★
Inception Date	2008-09-25
Fund Size (Mil)	1 880,5
NAV	284,63
Cash %	1,8
% Asset in Top 10 Holdings	28,9
# of Holdings	122
Manager Name	Henrik Oh, Martin Siwmark

Kalenderavkastning %

	YTD	2022	2021	2020	2019	2018
Aktiefond-Asien Stilla havet	7,1	-9,3	8,9	12,3	28,3	-5,6
MSCI AC Asia Pacific NR (omräkn.sek)	7,2	-8,6	9,5	6,4	28,5	-6,8

Utveckling

Time Period: 2018-06-01 to 2023-05-31

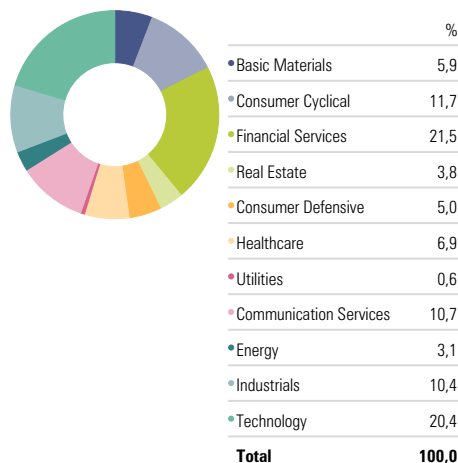


Aktiefond-Asien Stilla havet 35,2% MSCI AC Asia Pacific NR (omräkn.sek) 28,8%

Rullande avkastning, Årsbasis %

	1 month	3 months	1 Year	5 Years	10 Years
Aktiefond-Asien Stilla havet	4,6	4,9	4,9	6,2	9,2
MSCI AC Asia Pacific NR (omräkn.sek)	5,1	5,5	3,9	5,2	9,3

Sektorer

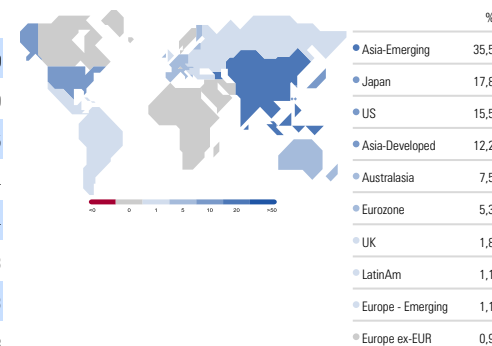


Största innehav

Company	Sector	Wgt %
Taiwan Semiconductor Manufacturing Co Ltd	Technology	6,1
Tencent Holdings Ltd	Communication Services	3,9
Alibaba Group Holding Ltd Ordinary Shares	Consumer Cyclical	2,9
Shin-Etsu Chemical Co Ltd	Basic Materials	2,5
Sumitomo Mitsui Financial Group Inc	Financial Services	2,4
Reliance Industries Ltd	Energy	2,4
Sony Group Corp	Technology	2,3
East Japan Railway Co	Industrials	2,3
Chailease Holding Co Ltd	Financial Services	1,8
Murata Manufacturing Co Ltd	Technology	1,8

Intäkter exponering, Region

Portfolio Date: 2023-05-31



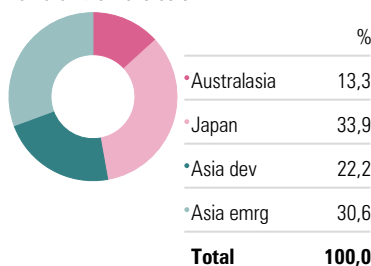
Riskindikatorer

Time Period: 2021-06-01 to 2023-05-31

	Fond	Index
Std Dev	15,6	15,0
Excess Return	0,1	0,0
Information Ratio (arith)	0,02	—
Sharpe Ratio	0,06	0,06
Tracking Error	2,3	0,0
Alpha	0,10	0,00
Beta	1,03	1,00
R2	97,9	100,0

Regioner

Portfolio Date: 2023-05-31



Hållbarhetsrating



Koldioxidrisker

Portfolio Date: 2023-03-31

Low Carbon Designation



Morningstar carbon metrics are asset-weighted portfolio calculations based on Sustainalytics' company Carbon Risk Rating. To receive the Morningstar® Low Carbon Designation™, a fund must have a 12-month average Portfolio Carbon Risk Score below 10 and a 12-month average Fossil Fuel Involvement of less than 7% of assets. This signal helps investors easily identify funds that are well-positioned to transition to a low-carbon economy.

Månadsrapport

AMF Aktiefond Europa



As of 2023-05-31

Fondandelar kan både öka och minska i värde. Det är inte säkert att du får tillbaka hela det insatta kapitalet.

Översikt

Morningstar Rating 3 Yr	★★★
Morningstar Rating Overall	★★★★
Inception Date	1999-04-30
Fund Size (Mil)	7 986,8
NAV	310,41
Cash %	2,7
% Asset in Top 10 Holdings	37,6
# of Holdings	98
Manager Name	Rickard Alte, Martin Siwmark

Kalenderavkastning %

	YTD	2022	2021	2020	2019	2018
Aktiefond-Europa	13,6	-4,0	23,1	1,1	29,6	-8,9
MSCI AC Europe NR (omräkn.sek)	13,2	-7,4	28,2	-4,8	32,5	-6,2

Utveckling

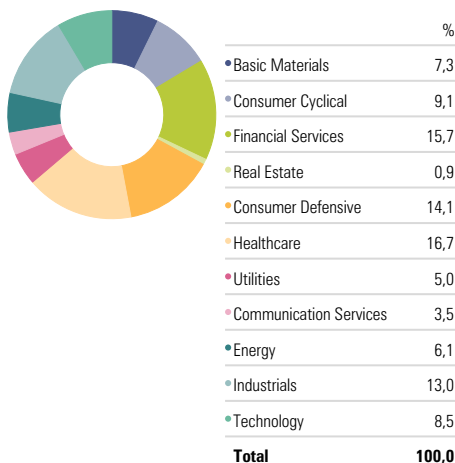
Time Period: 2018-06-01 to 2023-05-31



Rullande avkastning, Årsbasis %

	1 month	3 months	1 Year	5 Years	10 Years
Aktiefond-Europa	-0,3	4,9	17,3	9,4	10,2
MSCI AC Europe NR (omräkn.sek)	-0,1	4,7	16,3	8,7	9,7

Sektorer

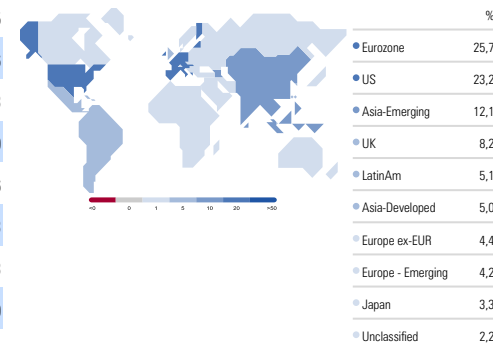


Största innehav

Company	Sector	Vikt %
AstraZeneca PLC	Healthcare	5,5
ASML Holding NV	Technology	4,6
Novo Nordisk A/S Class B	Healthcare	4,3
TotalEnergies SE	Energy	4,0
Nestle SA	Consumer Defensive	3,6
Air Liquide SA	Basic Materials	3,3
SAP SE	Technology	3,3
ING Groep NV	Financial Services	3,0
Compagnie Financiere Richemont SA Class A	Consumer Cyclical	3,0
Reckitt Benckiser Group PLC	Consumer Defensive	2,9

Intäkter exponering, Region

Portfolio Date: 2023-05-31



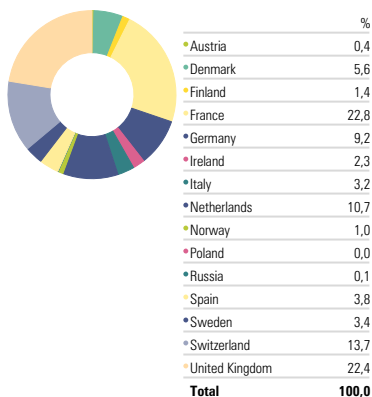
Riskindikatorer

Time Period: 2021-06-01 to 2023-05-31

	Fond	Index
Std Dev	14,0	14,0
Excess Return	0,3	0,0
Information Ratio (arith)	0,11	—
Sharpe Ratio	0,68	0,66
Tracking Error	2,7	0,0
Alpha	0,42	0,00
Beta	0,98	1,00
R2	96,4	100,0

Länder

Portfolio Date: 2023-05-31



Hållbarhetsrating



Koldioxidrisker

Portfolio Date: 2023-03-31

No Designation

Morningstar carbon metrics are asset-weighted portfolio calculations based on Sustainalytics' company Carbon Risk Rating. To receive the Morningstar® Low Carbon Designation™, a fund must have a 12-month average Portfolio Carbon Risk Score below 10 and a 12-month average Fossil Fuel Involvement of less than 7% of assets. This signal helps investors easily identify funds that are well-positioned to transition to a low-carbon economy.

Månadsrapport

AMF Aktiefond Global



As of 2023-05-31

Fondandelar kan både öka och minska i värde. Det är inte säkert att du får tillbaka hela det insatta kapitalet.

Översikt

Morningstar Rating 3 Yr	★★★★★
Morningstar Rating Overall	★★★★★
Inception Date	2001-11-15
Fund Size (Mil)	31 124,4
NAV	310,26
Cash %	1,8
% Asset in Top 10 Holdings	28,5
# of Holdings	161
Manager Name	Björn Lind, Ulf Alexandersson

Kalenderavkastning %

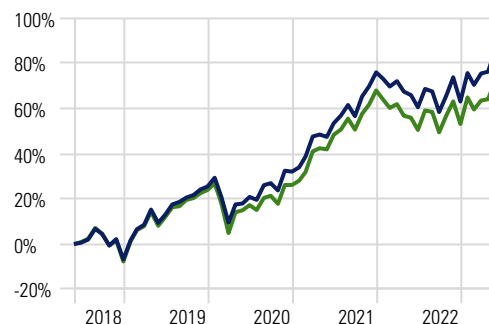
	YTD	2022	2021	2020	2019	2018
Aktiefond-Global	13,9	-7,3	33,3	5,2	34,7	-1,1
MSCI ACWI NR (omräkn.sek)	12,5	-8,8	33,2	1,8	34,3	-1,1

Rullande avkastning, Årsbasis %

	1 month	3 months	1 Year	5 Years	10 Years
Aktiefond-Global	5,4	9,0	12,0	13,2	13,9
MSCI ACWI NR (omräkn.sek)	5,0	8,0	10,5	11,5	13,3

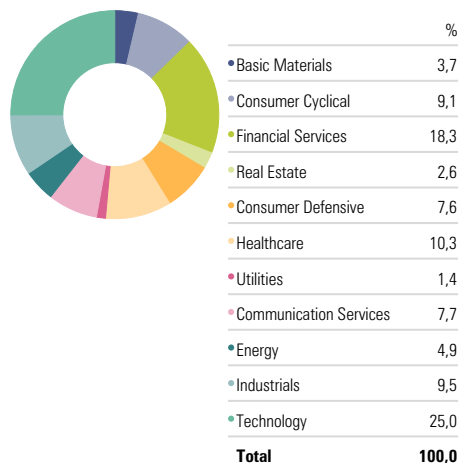
Utveckling

Time Period: 2018-06-01 to 2023-05-31



Aktiefond-Global 85,8% MSCI ACWI NR (omräkn.sek) 72,3%

Sektorer

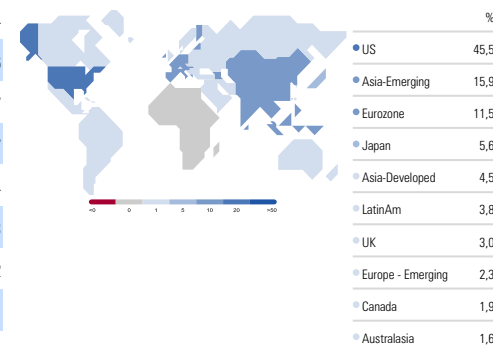


Största innehav

Company	Sector	Vikt %
Microsoft Corp	Technology	5,4
Apple Inc	Technology	4,6
Visa Inc Class A	Financial Services	2,7
Berkshire Hathaway Inc Class B	Financial Services	2,7
Alphabet Inc Class A	Communication Services	2,4
AstraZeneca PLC	Healthcare	2,3
NVIDIA Corp	Technology	2,2
Compagnie de Saint-Gobain SA	Industrials	2,1
Broadcom Inc	Technology	2,0
PepsiCo Inc	Consumer Defensive	2,0

Intäkter exponering, Region

Portfolio Date: 2023-05-31



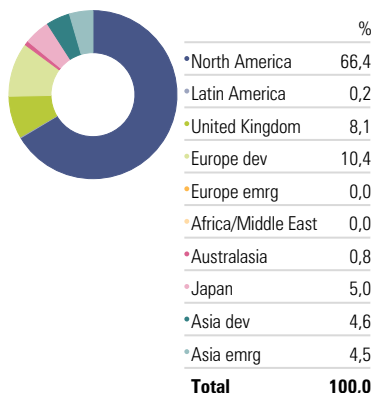
Riskindikatorer

Time Period: 2021-06-01 to 2023-05-31

	Fond	Index
Std Dev	13,3	13,5
Excess Return	2,1	0,0
Information Ratio (arith)	1,39	—
Sharpe Ratio	0,90	0,75
Tracking Error	1,5	0,0
Alpha	2,07	0,00
Beta	0,98	1,00
R2	98,8	100,0

Regioner

Portfolio Date: 2023-05-31



Hållbarhetsrating



Koldioxidrisker

Portfolio Date: 2023-03-31

No Designation

Morningstar carbon metrics are asset-weighted portfolio calculations based on Sustainalytics' company Carbon Risk Rating. To receive the Morningstar® Low Carbon Designation™, a fund must have a 12-month average Portfolio Carbon Risk Score below 10 and a 12-month average Fossil Fuel Involvement of less than 7% of assets. This signal helps investors easily identify funds that are well-positioned to transition to a low-carbon economy.

Månadsrapport

AMF Aktiefond Nordamerika



As of 2023-05-31

Fondandelar kan både öka och minska i värde. Det är inte säkert att du får tillbaka hela det insatta kapitalet.

Översikt

Morningstar Rating 3 Yr	★★★★★
Morningstar Rating Overall	★★★★★
Inception Date	2007-09-24
Fund Size (Mil)	6 048,9
NAV	526,88
Cash %	0,8
% Asset in Top 10 Holdings	39,5
# of Holdings	81
Manager Name	Ulf Alexandersson, Björn Lind

Kalenderavkastning %

	YTD	2022	2021	2020	2019	2018
Aktiefond-Nordamerika	17,4	-7,6	46,2	6,2	39,0	5,3
MSCI USA NR (omräkn.sek)	14,5	-9,6	44,6	3,7	38,2	4,3

Utveckling

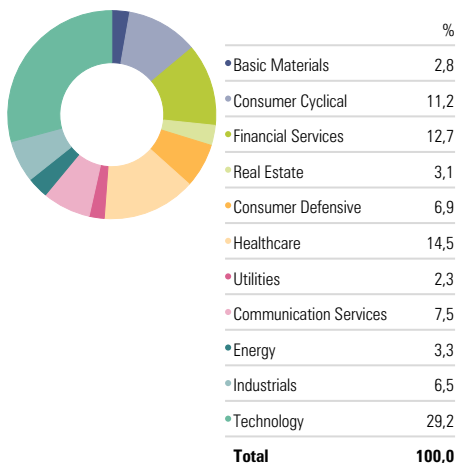
Time Period: 2018-06-01 to 2023-05-31



Rullande avkastning, Årsbasis %

	1 month	3 months	1 Year	5 Years	10 Years
Aktiefond-Nordamerika	8,9	12,5	17,7	17,8	17,7
MSCI USA NR (omräkn.sek)	6,7	10,0	12,3	15,4	16,9

Sektorer

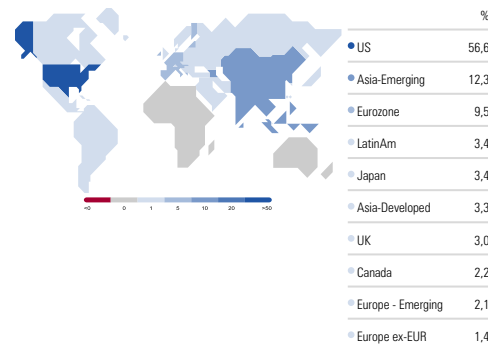


Största innehav

Company	Sector	Vikt %
Apple Inc	Technology	7,5
Microsoft Corp	Technology	7,2
Alphabet Inc Class C	Communication Services	4,8
Amazon.com Inc	Consumer Cyclical	3,0
Visa Inc Class A	Financial Services	3,0
NVIDIA Corp	Technology	2,8
PepsiCo Inc	Consumer Defensive	2,7
Procter & Gamble Co	Consumer Defensive	2,4
Eli Lilly and Co	Healthcare	2,2
McDonald's Corp	Consumer Cyclical	2,2

Intäkter exponering, Region

Portfolio Date: 2023-05-31



Riskindikatorer

Time Period: 2021-06-01 to 2023-05-31

	Fond	Index
Std Dev	16,3	15,8
Excess Return	3,1	0,0
Information Ratio (arith)	1,42	—
Sharpe Ratio	1,04	0,90
Tracking Error	2,2	0,0
Alpha	2,52	0,00
Beta	1,02	1,00
R2	98,2	100,0

Hållbarhetsrating



Koldioxidrisker

Portfolio Date: 2023-03-31

Low Carbon Designation



Morningstar carbon metrics are asset-weighted portfolio calculations based on Sustainalytics' company Carbon Risk Rating. To receive the Morningstar® Low Carbon Designation™, a fund must have a 12-month average Portfolio Carbon Risk Score below 10 and a 12-month average Fossil Fuel Involvement of less than 7% of assets. This signal helps investors easily identify funds that are well-positioned to transition to a low-carbon economy.

Månadsrapport

AMF Aktiefond Småbolag



As of 2023-05-31

Fondandelar kan både öka och minska i värde. Det är inte säkert att du får tillbaka hela det insatta kapitalet.

Översikt

Morningstar Rating 3 Yr	★★
Morningstar Rating Overall	★★★
Inception Date	2004-05-17
Fund Size (Mil)	17 551,1
NAV	1 125,05
Cash %	1,4
% Asset in Top 10 Holdings	33,3
# of Holdings	70
Manager Name	Angelica Hanson, Sophie Larsén

Kalenderavkastning %

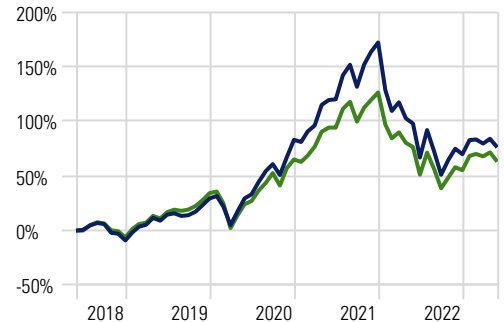
	YTD	2022	2021	2020	2019	2018
Aktiefond-Småbolag	3,7	-37,6	48,7	41,5	42,2	-2,6
Carnegie Small Cap Return Sweden	5,1	-31,4	37,1	23,0	43,2	-0,2

Rullande avkastning, Årsbasis %

	1 month	3 months	1 Year	5 Years	10 Years
Aktiefond-Småbolag	-4,2	-3,9	-11,0	12,0	15,4
Carnegie Small Cap Return Sweden	-5,0	-4,1	-7,6	10,3	14,6

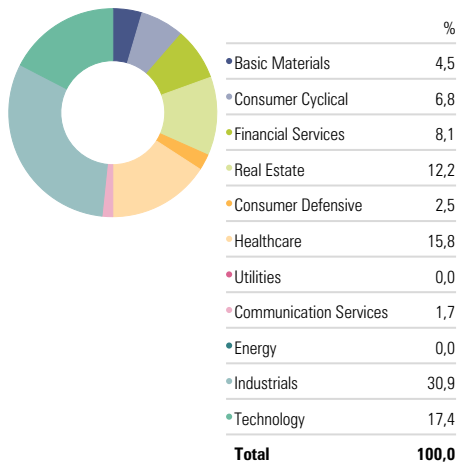
Utveckling

Time Period: 2018-06-01 to 2023-05-31



Aktiefond-Småbolag 76,2% Carnegie Small Cap Return Sweden 63,1%

Sektorer

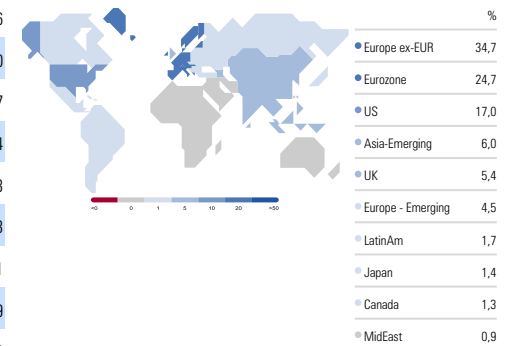


Största innehav

	Sector	Vikt %
Beijer Ref AB Class B	Industrials	4,6
Trelleborg AB Class B	Industrials	4,0
NCAB Group AB	Technology	3,7
Sweco AB Class B	Industrials	3,4
HMS Networks AB	Technology	3,3
Sectra AB Class B	Healthcare	3,3
Avanza Bank Holding AB	Financial Services	3,1
Addnode Group AB Class B	Technology	2,9
Hexatronic Group AB	Technology	2,6
SSAB AB Class B	Basic Materials	2,5

Intäkter exponering, Region

Portfolio Date: 2023-05-31



Riskindikatorer

Time Period: 2021-06-01 to 2023-05-31

	Fond	Index
Std Dev	29,0	25,5
Excess Return	-2,0	0,0
Information Ratio (arith)	-0,44	—
Sharpe Ratio	-0,25	-0,24
Tracking Error	4,7	0,0
Alpha	-0,45	0,00
Beta	1,13	1,00
R2	98,8	100,0

Hållbarhetsrating



Koldioxidrisker

Portfolio Date: 2023-03-31

Low Carbon Designation



Morningstar carbon metrics are asset-weighted portfolio calculations based on Sustainalytics' company Carbon Risk Rating. To receive the Morningstar® Low Carbon Designation™, a fund must have a 12-month average Portfolio Carbon Risk Score below 10 and a 12-month average Fossil Fuel Involvement of less than 7% of assets. This signal helps investors easily identify funds that are well-positioned to transition to a low-carbon economy.

Månadsrapport

AMF Aktiefond Sverige



As of 2023-05-31

Fondandelar kan både öka och minska i värde. Det är inte säkert att du får tillbaka hela det insatta kapitalet.

Översikt

Morningstar Rating 3 Yr	★★
Morningstar Rating Overall	★★
Inception Date	1998-12-30
Fund Size (Mil)	38 687,3
NAV	789,58
Cash %	1,0
% Asset in Top 10 Holdings	52,3
# of Holdings	52
Manager Name	Dick Bergqvist

Kalenderavkastning %

	YTD	2022	2021	2020	2019	2018
Aktiefond-Sverige	6,7	-28,3	40,5	11,7	25,7	-4,9
SIXPRX	9,0	-22,8	39,3	14,8	35,0	-4,6

Utveckling

Time Period: 2018-06-01 to 2023-05-31

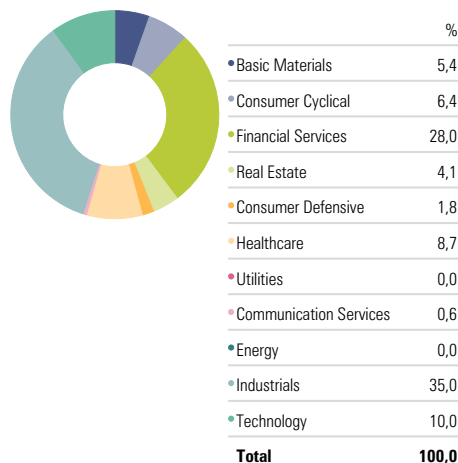


■ Aktiefond-Sverige 38,1% ■ SIXPRX 66,6%

Rullande avkastning, Årsbasis %

	1 month	3 months	1 Year	5 Years	10 Years
Aktiefond-Sverige	-2,7	-0,9	-0,9	6,7	8,8
SIXPRX	-2,7	-0,2	2,9	10,7	10,9

Sektorer

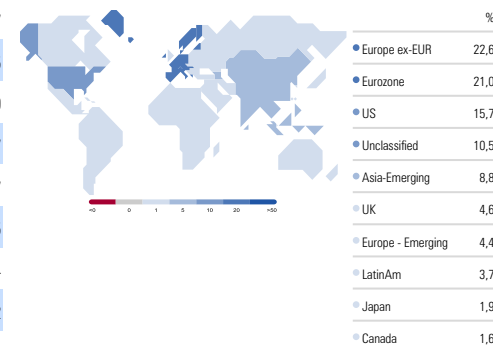


Största innehav

Company	Sector	Vikt %
Volvo AB Class B	Industrials	7,7
Investor AB Class A	Financial Services	7,5
Skandinaviska Enskilda Banken AB Class A	Financial Services	6,9
Atlas Copco AB Class B	Industrials	6,7
Indutrade AB	Industrials	4,7
AstraZeneca PLC	Healthcare	4,5
Hexagon AB Class B	Technology	4,4
Epiroc AB Share B	Industrials	4,2
Svenska Cellulosa AB Class B	Basic Materials	3,0
NIBE Industrier AB Class B	Industrials	2,7

Intäkter exponering, Region

Portfolio Date: 2023-05-31



Riskindikatorer

Time Period: 2021-06-01 to 2023-05-31

	Fond	Index
Std Dev	23,5	21,6
Excess Return	-3,7	0,0
Information Ratio (arith)	-1,19	—
Sharpe Ratio	-0,15	0,00
Tracking Error	3,1	0,0
Alpha	-3,41	0,00
Beta	1,08	1,00
R2	98,8	100,0

Hållbarhetsrating



Koldioxidrisker

Portfolio Date: 2023-03-31

Low Carbon Designation



Morningstar carbon metrics are asset-weighted portfolio calculations based on Sustainalytics' company Carbon Risk Rating. To receive the Morningstar® Low Carbon Designation™, a fund must have a 12-month average Portfolio Carbon Risk Score below 10 and a 12-month average Fossil Fuel Involvement of less than 7% of assets. This signal helps investors easily identify funds that are well-positioned to transition to a low-carbon economy.

Månadsrapport

AMF Aktiefond Tillväxtmarknader



As of 2023-05-31

Fondandelar kan både öka och minska i värde. Det är inte säkert att du får tillbaka hela det insatta kapitalet.

Översikt

Morningstar Rating 3 Yr	★★★
Morningstar Rating Overall	★★★
Inception Date	2019-12-11
Fund Size (Mil)	1 977,2
NAV	111,14
Cash %	0,0
% Asset in Top 10 Holdings	35,7
# of Holdings	169
Manager Name	Henrik Oh, Martin Siwmark

Kalenderavkastning %

	YTD	2022	2021	2020	2019	2018
Aktiefond-Tillväxtmarknader	4,6	-11,5	6,7	7,9	—	—
MSCI Emerging Markets NR (omräkn.sek)	5,6	-13,1	8,0	5,4	—	—

Rullande avkastning, Årsbasis %

	1 month	3 months	1 Year	3 Years	5 Years
Aktiefond-Tillväxtmarknader	4,2	2,8	-0,9	7,6	—
MSCI Emerging Markets NR (omräkn.sek)	4,3	4,5	-2,1	6,7	—

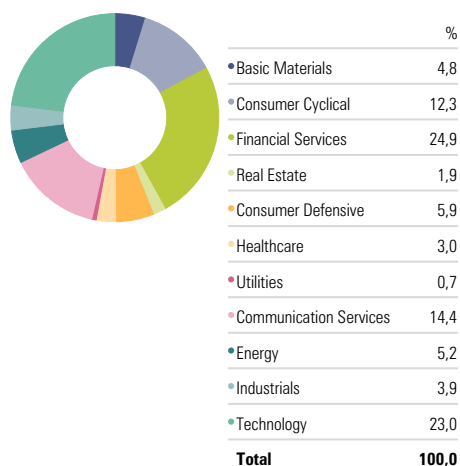
Utveckling

Time Period: 2019-12-11 to 2023-05-31



Aktiefond-Tillväxtmarknader 11,1% MSCI Emerging Markets NR (omräkn.sek) 9,0%

Sektorer

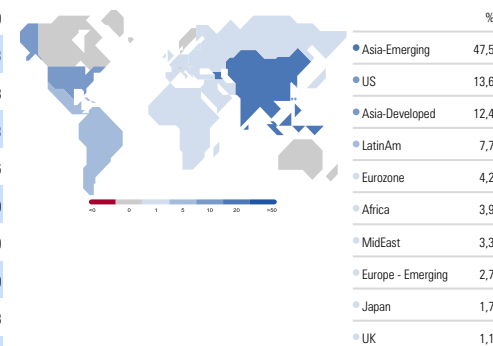


Största innehav

Company	Sector	Vikt %
Taiwan Semiconductor Manufacturing Co Ltd	Technology	8,9
Tencent Holdings Ltd	Communication Services	5,3
Alibaba Group Holding Ltd Ordinary Shares	Consumer Cyclical	3,8
Reliance Industries Ltd	Energy	3,3
Samsung Electronics Co Ltd	Technology	2,6
Chailease Holding Co Ltd	Financial Services	2,0
China Construction Bank Corp Class H	Financial Services	1,9
Housing Development Finance Corp Ltd	Financial Services	1,9
Infosys Ltd	Technology	1,8
Ping An Insurance (Group) Co. of China Ltd Class H	Financial Services	1,8

Intäkter exponering, Region

Portfolio Date: 2023-05-31



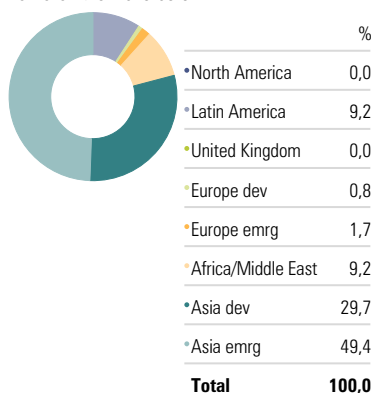
Riskindikatorer

Time Period: 2021-06-01 to 2023-05-31

	Fond	Index
Std Dev	17,7	16,3
Excess Return	0,6	0,0
Information Ratio (arith)	0,21	—
Sharpe Ratio	-0,20	-0,27
Tracking Error	3,1	0,0
Alpha	1,18	0,00
Beta	1,07	1,00
R2	97,5	100,0

Regioner

Portfolio Date: 2023-05-31



Hållbarhetsrating



Koldioxidrisker

Portfolio Date:

No Designation

Morningstar carbon metrics are asset-weighted portfolio calculations based on Sustainalytics' company Carbon Risk Rating. To receive the Morningstar® Low Carbon Designation™, a fund must have a 12-month average Portfolio Carbon Risk Score below 10 and a 12-month average Fossil Fuel Involvement of less than 7% of assets. This signal helps investors easily identify funds that are well-positioned to transition to a low-carbon economy.

Månadsrapport

AMF Aktiefond Världen



As of 2023-05-31

Fondandelar kan både öka och minska i värde. Det är inte säkert att du får tillbaka hela det insatta kapitalet.

Översikt

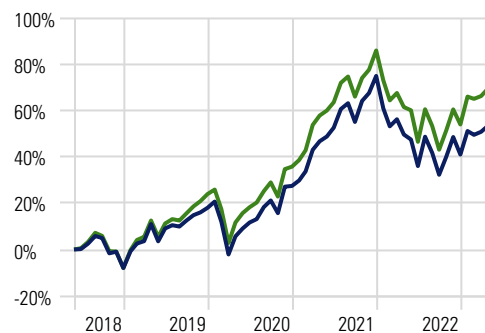
Morningstar Rating 3 Yr	★★
Morningstar Rating Overall	★★★
Inception Date	1998-12-30
Fund Size (Mil)	46 751,2
NAV	590,21
Cash %	1,1
% Asset in Top 10 Holdings	28,8
# of Holdings	210
Manager Name	Björn Lind

Kalenderavkastning %

	YTD	2022	2021	2020	2019	2018
Aktiefond-Världen	10,3	-19,4	37,3	8,0	28,3	-3,7
SIXRX 60%, MSCI ACWI NR (omräkn.sek) 40%	10,5	-17,2	37,0	9,6	34,8	-3,2

Utveckling

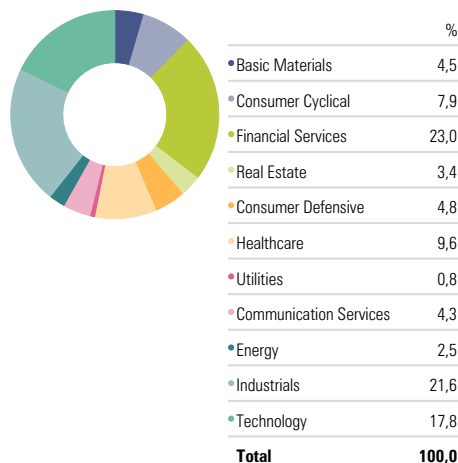
Time Period: 2018-06-01 to 2023-05-31



Rullande avkastning, Årsbasis %

	1 month	3 months	1 Year	5 Years	10 Years
Aktiefond-Världen	1,3	4,0	5,4	9,2	10,9
SIXRX 60%, MSCI ACWI NR (omräkn.sek) 40%	0,4	3,1	6,2	11,2	12,0

Sektorer

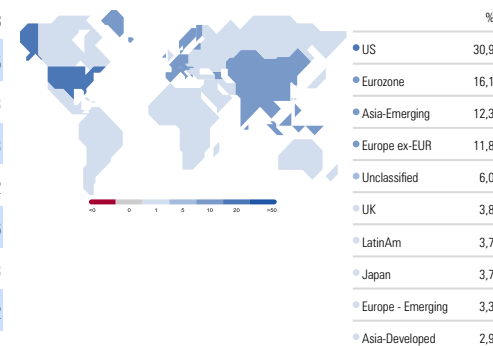


Största innehav

Company	Sector	Vikt %
Volvo AB Class B	Industrials	3,8
Investor AB Class A	Financial Services	3,5
Skandinaviska Enskilda Banken AB Class A	Financial Services	3,3
Atlas Copco AB Class B	Industrials	3,3
AstraZeneca PLC	Healthcare	3,2
Microsoft Corp	Technology	2,6
Indutrade AB	Industrials	2,3
Apple Inc	Technology	2,2
Epiroc AB Share B	Industrials	2,1
Hexagon AB Class B	Technology	2,1

Intäkter exponering, Region

Portfolio Date: 2023-05-31



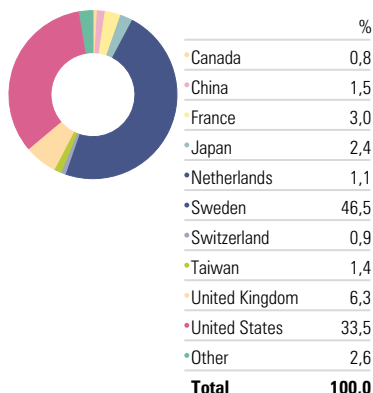
Riskindikatorer

Time Period: 2021-06-01 to 2023-05-31

	Fond	Index
Std Dev	17,7	17,4
Excess Return	-0,9	0,0
Information Ratio (arith)	-0,49	—
Sharpe Ratio	0,18	0,23
Tracking Error	1,8	0,0
Alpha	-0,87	0,00
Beta	1,01	1,00
R2	99,0	100,0

Länder

Portfolio Date: 2023-05-31



Hållbarhetsrating



Koldioxidrisker

Portfolio Date: 2023-03-31

Low Carbon Designation



Morningstar carbon metrics are asset-weighted portfolio calculations based on Sustainalytics' company Carbon Risk Rating. To receive the Morningstar® Low Carbon Designation™, a fund must have a 12-month average Portfolio Carbon Risk Score below 10 and a 12-month average Fossil Fuel Involvement of less than 7% of assets. This signal helps investors easily identify funds that are well-positioned to transition to a low-carbon economy.

Månadsrapport

AMF Balansfond



As of 2023-05-31

Fondandelar kan både öka och minska i värde. Det är inte säkert att du får tillbaka hela det insatta kapitalet.

Översikt

Morningstar Rating 3 Yr	★★★
Morningstar Rating Overall	★★★★
Inception Date	1998-12-30
Fund Size (Mil)	24 264,2
NAV	358,46
Cash %	0,0
Modified duration, %	3,64
% Asset in Top 10 Holdings	31,0
# of Holdings	286
Manager Name	Björn Lind

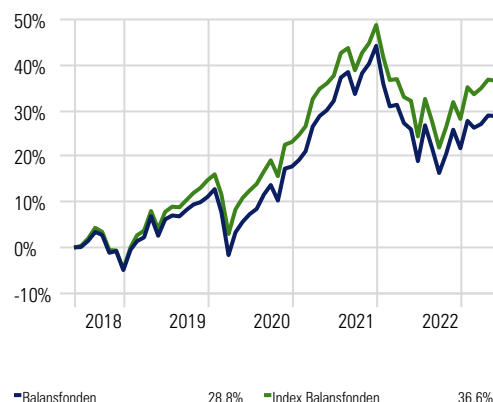
Kalenderavkastning %

	YTD	2022	2021	2020	2019	2018
Balansfonden	5,8	-15,5	22,4	6,0	16,9	-1,9
Index Balansfonden	6,5	-13,8	20,8	7,3	20,5	-1,5

Indexet består av Handelsbanken Markets Combined Sweden All Bonds 40%, SIXRX 40%, MSCI ACWI NR (omräkn Sek) 20%

Utveckling

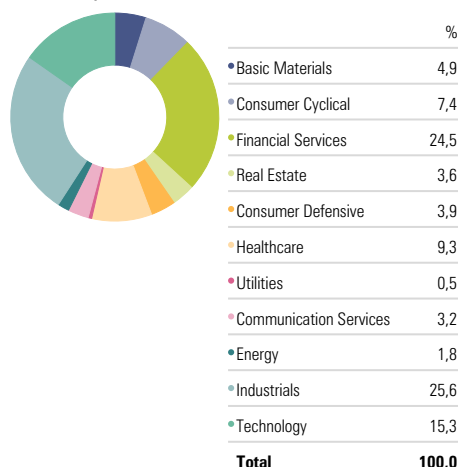
Time Period: 2018-06-01 to 2023-05-31



Rullande avkastning, Årsbasis %

	1 month	3 months	1 Year	5 Years	10 Years
Balansfonden	-0,1	2,0	2,3	5,2	6,9
Index Balansfonden	-0,2	2,2	3,4	6,4	7,4

Sektorer, Aktier

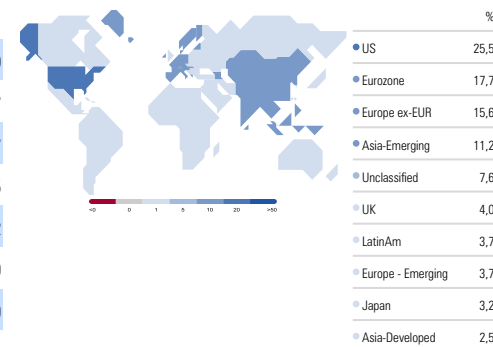


Största innehav

Company	Sector	Vikt %
Investor AB Class A	Financial Services	3,1
Volvo AB Class B	Industrials	3,0
Skandinaviska Enskilda Banken AB Class A	Financial Services	2,7
Sweden (Kingdom Of)	—	2,7
Atlas Copco AB Class B	Industrials	2,5
AstraZeneca PLC	Healthcare	2,2
Nordea Hypotek AB 1%	—	1,9
Indutrade AB	Industrials	1,9
Hexagon AB Class B	Technology	1,7
Epiroc AB Share B	Industrials	1,6

Intäkter exponering, Region

Portfolio Date: 2023-05-31



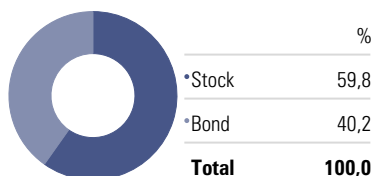
Riskindikatorer

Time Period: 2021-06-01 to 2023-05-31

	Fond	Index
Std Dev	12,3	11,9
Excess Return	-0,7	0,0
Information Ratio (arith)	-0,61	—
Sharpe Ratio	-0,03	0,03
Tracking Error	1,2	0,0
Alpha	-0,69	0,00
Beta	1,02	1,00
R2	99,1	100,0

Allokering

Portfolio Date: 2023-05-31



Hållbarhetsrating



Koldioxidrisker

Portfolio Date: 2023-03-31

Low Carbon Designation



Morningstar carbon metrics are asset-weighted portfolio calculations based on Sustainalytics' company Carbon Risk Rating. To receive the Morningstar® Low Carbon Designation™, a fund must have a 10-month average Portfolio Carbon Risk Score below 10 and a 12-month average Fossil Fuel Involvement of less than 7% of assets. This signal helps investors easily identify funds that are well-positioned to transition to a low-carbon economy.

Månadsrapport

AMF Företagsobligationsfond



As of 2023-05-31

Fondandelar kan både öka och minska i värde. Det är inte säkert att du får tillbaka hela det insatta kapitalet.

Översikt

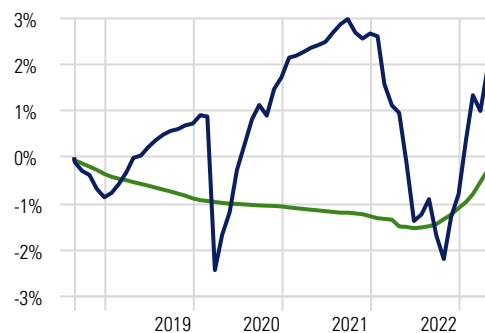
Morningstar Rating 3 Yr	★★★★
Morningstar Rating Overall	★★★★
Inception Date	2018-08-29
Fund Size (Mil)	930,5
NAV	102,32
Cash %	2,2
% Asset in Top 10 Holdings	14,6
# of Holdings	44
Manager Name	Johan Moeschlin, Charlotte Sillén

Kalenderavkastning %

	YTD	2022	2021	2020	2019	2018
Företagsobligationsfond	3,1	-3,4	0,9	1,0	1,6	—
Handelsbanken Markets Sweden All Treasury Bills	1,1	0,2	-0,2	-0,2	-0,5	—

Utveckling

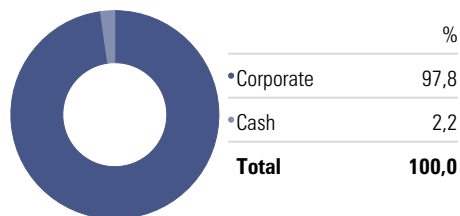
Time Period: 2018-08-28 to 2023-05-31



Rullande avkastning, Årsbasis %

	1 month	3 months	1 Year	3 Years	5 Years
Företagsobligationsfond	0,4	1,0	2,5	1,2	—
Handelsbanken Markets Sweden All Treasury I	0,3	0,8	1,5	0,3	—

Sektorer

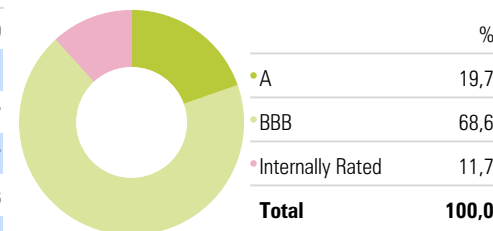


Största innehav

	Vikt %
Skandinaviska Enskilda Banken AB (publ)	4.34%
Atrium Ljungberg AB	4.43%
Bonnier Fastigheter Finans Ab (Publ)	4.81%
Santander Consumer Bank AS	4.52%
Castellum AB	4.56%
Fabege AB	4.5%
Humlegarden Fastigheter AB	4.48%
Svenska Cellulosa Aktiebolaget SCA (publ)	4.18%
Sparbanken Skane AB	4.94%
Husqvarna AB	5.51%

Rating

Portfolio Date: 2023-05-31



Riskindikatorer

Time Period: 2021-06-01 to 2023-05-31

	Fond	Index
Std Dev	2,2	0,4
Excess Return	-0,6	0,0
Information Ratio (arith)	-0,29	—
Sharpe Ratio	-0,27	0,17
Tracking Error	2,1	0,0
Alpha	-0,78	0,00
Beta	15,47	1,00
R2	30,0	100,0

Riskmått

Duration	0,52
Modified duration, %	0,49
Modified duration credits, %	0,49
Yield, %	5,40
Average time to maturity	2,11

Hållbarhetsrating



Koldioxidrisker

Portfolio Date: 2023-03-31

Low Carbon Designation



Morningstar carbon metrics are asset-weighted portfolio calculations based on Sustainalytics' company Carbon Risk Rating. To receive the Morningstar® Low Carbon Designation™, a fund must have a 12-month average Portfolio Carbon Risk Score below 10 and a 12-month average Fossil Fuel Involvement of less than 7% of assets. This signal helps investors easily identify funds that are well-positioned to transition to a low-carbon economy.

Månadsrapport

AMF Räntefond Kort



As of 2023-05-31

Fondandelar kan både öka och minska i värde. Det är inte säkert att du får tillbaka hela det insatta kapitalet.

Översikt

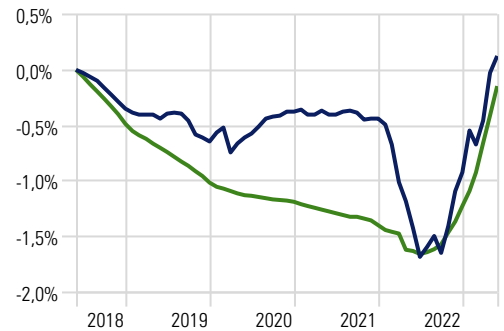
Morningstar Rating 3 Yr	—
Morningstar Rating Overall	—
Inception Date	2004-05-17
Fund Size (Mil)	6 719,1
NAV	112,10
Cash %	0,4
% Asset in Top 10 Holdings	11,4
# of Holdings	29
Manager Name	Johan Moeschlin, Charlotte Sillén

Kalenderavkastning %

	YTD	2022	2021	2020	2019	2018
Räntefond-Kort	1,1	-0,5	-0,1	0,3	-0,3	-0,5
Handelsbanken Markets Sweden All Treasury Bills	1,1	0,2	-0,2	-0,2	-0,5	-0,8

Utveckling

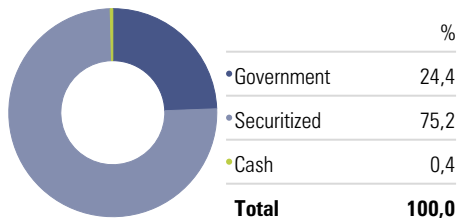
Time Period: 2018-06-01 to 2023-05-31



Rullande avkastning, Årsbasis %

	1 month	3 months	1 Year	5 Years	10 Years
Räntefond-Kort	0,2	0,8	1,6	0,0	0,2
Handelsbanken Markets Sweden All Treasury Bills	0,3	0,8	1,5	0,0	-0,1

Sektorer

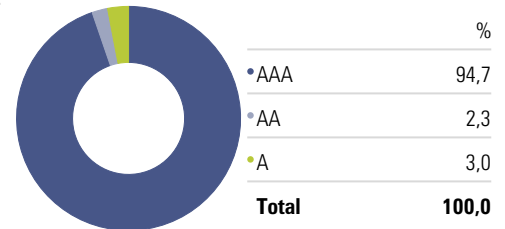


Största innehav

	Vikt %
Landshypotek Bank AB (publ)	4.64%
Skandiabanken AB	4.07%
Realkredit Danmark A/S	4.04%
Nykredit Realkredit A/S	3.92%
DnB Boligkreditt AS	0.75%
Sparebanken Vest Boligkreditt AS	3.97%
African Development Bank	2.88%
Skandinaviska Enskilda Banken AB (publ)	1%
Nykredit Realkredit A/S	4.1%
Skandiabanken AB	4.41%

Rating

Portfolio Date: 2023-05-31



Riskindikatorer

Time Period: 2021-06-01 to 2023-05-31

	Fond	Index
Std Dev	0,7	0,4
Excess Return	-0,3	0,0
Information Ratio (arith)	-0,57	—
Sharpe Ratio	-0,52	0,17
Tracking Error	0,5	0,0
Alpha	-0,32	0,00
Beta	2,59	1,00
R2	12,5	100,0

Riskmått

Duration	0,47
Modified duration, %	0,46
Modified duration credits, %	0,57
Yield, %	3,86
Average time to maturity	2,71

Hållbarhetsrating



Koldioxidrisk

Portfolio Date: 2023-03-31

No Designation

Morningstar carbon metrics are asset-weighted portfolio calculations based on Sustainalytics' company Carbon Risk Rating. To receive the Morningstar® Low Carbon Designation™, a fund must have a 12-month average Portfolio Carbon Risk Score below 10 and a 12-month average Fossil Fuel Involvement of less than 7% of assets. This signal helps investors easily identify funds that are well-positioned to transition to a low-carbon economy.

Månadsrapport

AMF Räntefond Lång



As of 2023-05-31

Fondandelar kan både öka och minska i värde. Det är inte säkert att du får tillbaka hela det insatta kapitalet.

Översikt

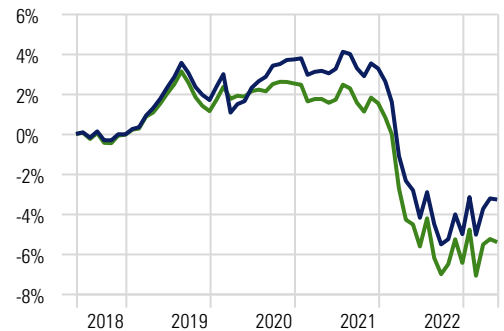
Morningstar Rating 3 Yr	★★★★
Morningstar Rating Overall	★★★★★
Inception Date	1998-12-30
Fund Size (Mil)	8 128,3
NAV	141,68
Cash %	-9,4
% Asset in Top 10 Holdings	56,1
# of Holdings	79
Manager Name	Johan Moeschlin, Charlotte Sillén

Kalenderavkastning %

	YTD	2022	2021	2020	2019	2018
Räntefond-Lång	1,8	-8,0	-0,4	2,0	1,7	1,2
Handelsbanken Markets Combined Sweden All Bonds	1,1	-7,9	-1,0	1,4	1,2	1,0

Utveckling

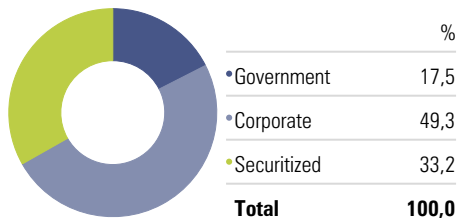
Time Period: 2018-06-01 to 2023-05-31



Rullande avkastning, Årsbasis %

	1 month	3 months	1 Year	5 Years	10 Years
Räntefond-Lång	-0,1	1,9	-0,5	-0,7	1,1
Handelsbanken Markets Combined Sweden All Bonds	-0,2	1,8	-0,9	-1,1	0,7

Sektorer

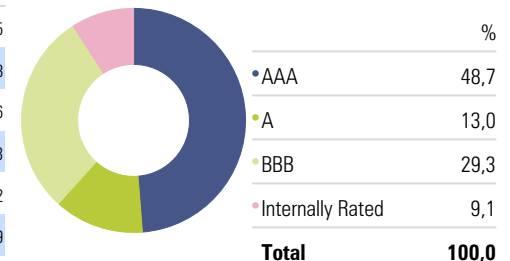


Största innehav

	Vikt %
Lansforsakringar Hypotek AB 1.25%	4,5
Nordea Hypotek AB 1%	3,8
Swedish Covered Bond Corporation 1%	3,6
Skandinaviska Enskilda Banken AB (publ) 0.5%	3,3
Sweden (Kingdom Of) 1%	3,2
Nordea Hypotek AB 1%	2,9
Sweden (Kingdom Of) 2.5%	2,7
Swedish Covered Bond Corporation 2%	2,6
Sweden (Kingdom Of) 0.75%	2,6
Sweden (Kingdom Of) 0.75%	2,5

Rating

Portfolio Date: 2023-05-31



Riskindikatorer

Time Period: 2021-06-01 to 2023-05-31

	Fond	Index
Std Dev	4,0	4,3
Excess Return	0,4	0,0
Information Ratio (arith)	0,51	—
Sharpe Ratio	-0,93	-0,95
Tracking Error	0,8	0,0
Alpha	0,05	0,00
Beta	0,92	1,00
R2	97,1	100,0

Riskmått

Duration	3,86
Modified duration, %	3,69
Modified duration credits, %	2,30
Yield, %	4,69
Average time to maturity	3,49

Hållbarhetsrating



Koldioxidrisker

Portfolio Date: 2023-03-31

No Designation

Morningstar carbon metrics are asset-weighted portfolio calculations based on Sustainalytics' company Carbon Risk Rating. To receive the Morningstar® Low Carbon Designation™, a fund must have a 12-month average Portfolio Carbon Risk Score below 10 and a 12-month average Fossil Fuel Involvement of less than 7% of assets. This signal helps investors easily identify funds that are well-positioned to transition to a low-carbon economy.

Månadsrapport

AMF Räntefond Mix



As of 2023-05-31

Fondandelar kan både öka och minska i värde. Det är inte säkert att du får tillbaka hela det insatta kapitalet.

Översikt

Morningstar Rating 3 Yr	—
Morningstar Rating Overall	—
Inception Date	2012-01-18
Fund Size (Mil)	3 469,3
NAV	109,12
Cash %	1,6
% Asset in Top 10 Holdings	0,7
# of Holdings	79
Manager Name	Johan Moeschlin, Charlotte Sillén

Kalenderavkastning %

	YTD	2022	2021	2020	2019	2018
Räntefond-Mix	0,8	-8,9	-1,8	2,7	1,7	0,0
Index Räntefond-Mix	0,8	-9,6	-1,9	2,4	1,4	0,0

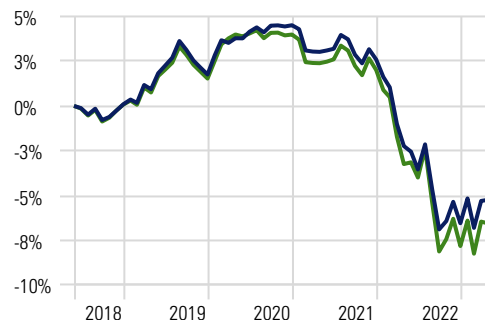
Indexet består av Handelsb. Markets Sweden All Government Bonds 1-10 år 25%, JPM Germany Government index 1-10 år 25%, JPM UK Government index 1-10 år 25%, JPM US Treasury index 1-10 år 25%, hedgat till SEK

Rullande avkastning, Årsbasis %

	1 month	3 months	1 Year	5 Years	10 Years
Räntefond-Mix	-0,6	1,0	-3,4	-1,2	0,5
Index Räntefond-Mix	-0,5	1,3	-4,0	-1,4	0,2

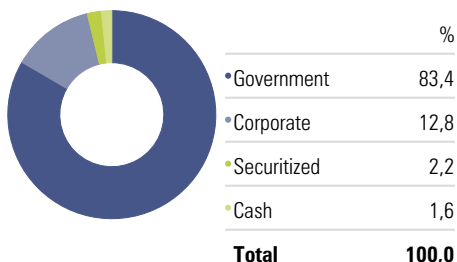
Utveckling

Time Period: 2018-06-01 to 2023-05-31



Räntefond-Mix -5,8% Index Räntefond-Mix -7,0%

Sektorer

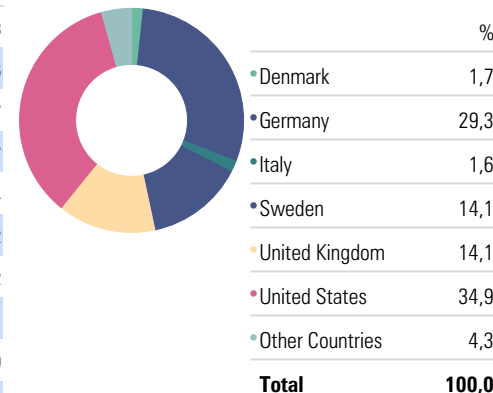


Största innehav

Innehav	Vikt %
United States Treasury Notes 4.5%	5,8
United Kingdom of Great Britain and Northern Ireland 3.5%	4,6
United States Treasury Notes 0.5%	3,7
Germany (Federal Republic Of) 2.2%	3,7
United States Treasury Notes 2.25%	3,4
Germany (Federal Republic Of) 0.5%	3,2
United Kingdom of Great Britain and Northern Ireland 1.5%	3,2
United States Treasury Notes 0.63%	3,1
Jyske Bank A/S 5.45%	2,9
United Kingdom of Great Britain and Northern Ireland 0.25%	2,9

Länder

Portfolio Date: 2023-05-31



Riskindikatorer

Time Period: 2021-06-01 to 2023-05-31

	Fond	Index
Std Dev	4,1	4,8
Excess Return	0,3	0,0
Information Ratio (arith)	0,38	—
Sharpe Ratio	-1,22	-1,12
Tracking Error	0,9	0,0
Alpha	-0,47	0,00
Beta	0,85	1,00
R2	98,5	100,0

Riskmått

Duration	4,22
Modified Duration, %	4,06
Modified duration credits, %	3,70
Yield, %	3,88
Average time to maturity	4,05

Hållbarhetsrating



Koldioxidrisker

Portfolio Date: 2023-03-31

No Designation

Morningstar carbon metrics are asset-weighted portfolio calculations based on Sustainalytics' company Carbon Risk Rating. To receive the Morningstar® Low Carbon Designation™, a fund must have a 12-month average Portfolio Carbon Risk Score below 10 and a 12-month average Fossil Fuel Involvement of less than 7% of assets. This signal helps investors easily identify funds that are well-positioned to transition to a low-carbon economy.

Månadsrapport

AMF Strategifond Global



As of 2023-05-31

Fondandelar kan både öka och minska i värde. Det är inte säkert att du får tillbaka hela det insatta kapitalet.

Översikt

Morningstar Rating 3 Yr	—
Morningstar Rating Overall	—
Inception Date	2022-07-01
Fund Size (Mil)	349,6
NAV	113,21
Cash %	-4,0
% Asset in Top 10 Holdings	104,0
# of Holdings	7
Manager Name	Magnus Jonasson, Thomas Nordahl

Kalenderavkastning %

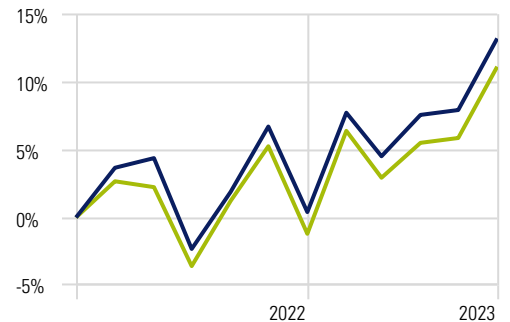
	YTD	2022	2021	2020	2019
Strategifond Global	12,8	—	—	—	—
MSCI ACWI NR (omräkn.sek)	12,5	—	—	—	—

Rullande avkastning, Årsbasis %

	1 month	3 months	1 Year	3 Years	5 Years
Strategifond Global	4,9	8,3	—	—	—
MSCI ACWI NR (omräkn.sek)	5,0	8,0	—	—	—

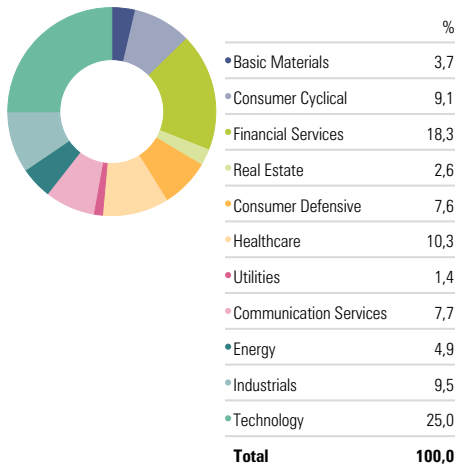
Utveckling

Time Period: 2022-06-30 to 2023-05-31



■ Strategifond Global 13,2% ■ MSCI ACWI NR (omräkn.sek) 11,1%

Sektorer (Genomsnitt AMF Aktiefond Global)

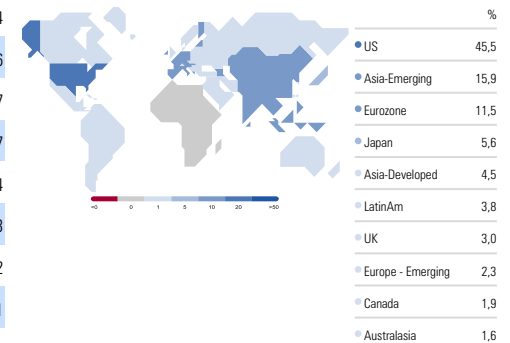


Största innehav (Genomsnitt AMF Aktiefond Global)

Company	Sector	Vikt %
Microsoft Corp	Technology	5,4
Apple Inc	Technology	4,6
Visa Inc Class A	Financial Services	2,7
Berkshire Hathaway Inc Class B	Financial Services	2,7
Alphabet Inc Class A	Communication Services	2,4
AstraZeneca PLC	Healthcare	2,3
NVIDIA Corp	Technology	2,2
Compagnie de Saint-Gobain SA	Industrials	2,1
Broadcom Inc	Technology	2,0
PepsiCo Inc	Consumer Defensive	2,0

Intäkter Region (Genomsnitt AMF Aktiefond Global)

Portfolio Date: 2023-05-31

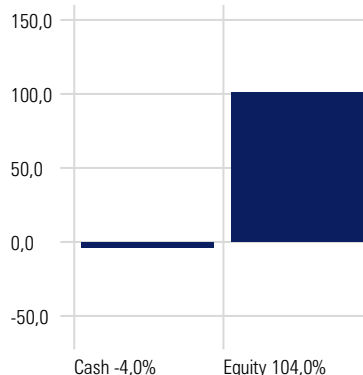


Riskindikatorer

Time Period: 2021-06-01 to 2023-05-31

	Fond	Index
Std Dev	—	—
Excess Return	—	—
Information Ratio (arith)	—	—
Sharpe Ratio	—	—
Tracking Error	—	—
Alpha	—	—
Beta	—	—
R2	—	—

Allokering



■ AMF Strategifond Global

Hållbarhetsrating



Koldioxidrisker

Portfolio Date: 2023-03-31

No Designation

Morningstar carbon metrics are asset-weighted portfolio calculations based on Sustainalytics' company Carbon Risk Rating. To receive the Morningstar® Low Carbon Designation™, a fund must have a 12-month average Portfolio Carbon Risk Score below 10 and a 12-month average Fossil Fuel Involvement of less than 7% of assets. This signal helps investors easily identify funds that are well-positioned to transition to a low-carbon economy.

Månadsrapport

As of 2023-05-31



DEFINITIONER

Std Dev (volatilitet) Std Dev är ett riskmått, som avser spridning kring förväntad avkastning. Ett stort spridningsmått innebär hög risk och vice versa. Till exempel innebär 10% volatilitet att avkastningen med två tredjedels sannolikhet kommer att hamna inom 10% från den förväntade avkastningen.

Excess Return Avser den värdeökning alternativt värdeminskning som uppstått under perioden utöver jämförelseindex

Information Ratio Information Ratio ställer en fonds uppnådda avkastning (utöver jämförelseindex) i relation till den aktiva risken. Måttet anger hur mycket extra avkastning som uppnåtts jämfört med hur mycket extra risk som tagits.

Sharpe Ratio Ställer avkastning i relation till den totala risken. Anger hur mycket avkastning, nedjusterad med den riskfria räntan, som uppnåtts i relation till hur mycket risk som tagits.

Tracking Error Mäter storleken på avvikelser mellan en fonds och dess jämförelseindex avkastning. Ett högt tracking error indikerar att förvaltningen avvikit mycket från den övriga marknaden, index. Till exempel innebär 5% tracking error att fondens avkastning, två år av tre, kommer att hamna inom ett intervall om 5% från dess jämförelseindex avkastning.

Alpha Beskriver den uppnådda över- eller underavkastning i förhållande till jämförelseindex med justering av beta, det vill säga med hänsyn till hur stor marknadsrisk som tagits. Om alfa är positivt har fonden överavkastat i förhållande till den marknadsrisk som tagits.

Beta Beta anger sambandet mellan en fonds avkastning och dess marknads avkastning. Om $\beta = 1$ tenderar fondens avkastning att uppföra sig som marknads avkastning. $\beta < 1$ innebär att marknads svängningar försvagas och $\beta > 1$ betyder att marknads svängningar förstärks.

R2 R2 anger hur starkt sambandet är mellan en fond och dess index.

Duration Duration är en räntefonds genomsnittliga återbetalningstid, vägd med kassaströmmarnas nuvärde.

Modified duration Anger hur känsligt räntefondens värde är för förändringar i räntenivån, det vill säga med hur många procent fondens värde ändras när räntenivån sjunker eller stiger med en procentenhet.

Modified duration credits Modifierad duration på alla innehav exklusive sådana utgivna av stater.

Yield Förväntad avkastning vid oförändrad räntenivå

Average time to maturity En sammanvägning av alla innehavs löptid till slutligt förfall.