

Månadsrapport

AMF Aktiefond Asien Stilla havet



As of 2023-04-30

Fondandelar kan både öka och minska i värde. Det är inte säkert att du får tillbaka hela det insatta kapitalet.

Översikt

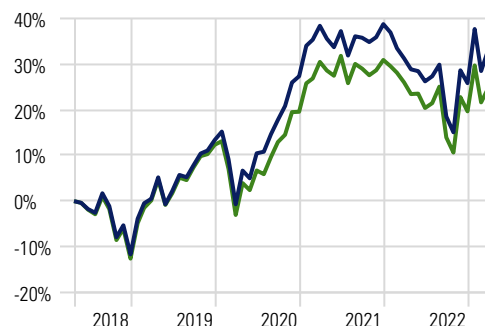
Morningstar Rating 3 Yr	★★★
Morningstar Rating Overall	★★★★
Inception Date	2008-09-25
Fund Size (Mil)	1 824,0
NAV	272,12
Cash %	1,3
% Asset in Top 10 Holdings	31,8
# of Holdings	125
Manager Name	Henrik Oh, Martin Siwmark

Kalenderavkastning %

	YTD	2022	2021	2020	2019	2018
Aktiefond-Asien Stilla havet	2,4	-9,3	8,9	12,3	28,3	-5,6
MSCI AC Asia Pacific NR (omräkn.sek)	2,1	-8,6	9,5	6,4	28,5	-6,8

Utveckling

Time Period: 2018-05-01 to 2023-04-30

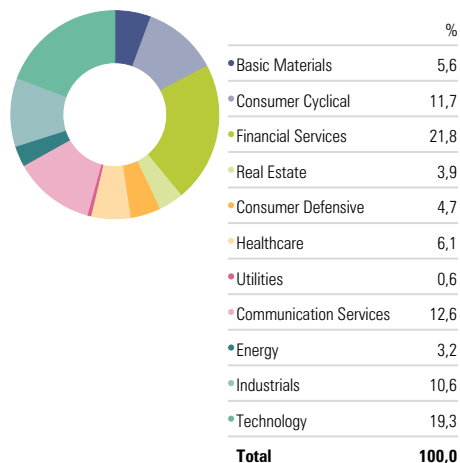


Aktiefond-Asien Stilla havet 28,8% MSCI AC Asia Pacific NR (omräkn.sek) 22,1%

Rullande avkastning, Årsbasis %

	1 month	3 months	1 Year	5 Years	10 Years
Aktiefond-Asien Stilla havet	-3,3	-6,4	0,0	5,2	8,5
MSCI AC Asia Pacific NR (omräkn.sek)	-2,1	-5,8	-1,1	4,1	8,5

Sektorer

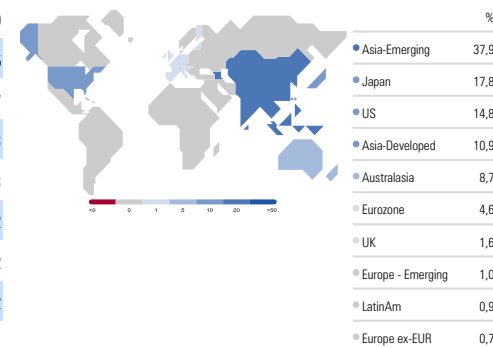


Största innehav

Company	Sector	Weight %
Taiwan Semiconductor Manufacturing Co Ltd	Technology	7,0
Tencent Holdings Ltd	Communication Services	5,5
Alibaba Group Holding Ltd Ordinary Shares	Consumer Cyclical	3,7
East Japan Railway Co	Industrials	2,3
Reliance Industries Ltd	Energy	2,3
Sony Group Corp	Technology	2,2
Shin-Etsu Chemical Co Ltd	Basic Materials	2,2
Commonwealth Bank of Australia	Financial Services	2,2
Chailease Holding Co Ltd	Financial Services	2,1
Sumitomo Mitsui Financial Group Inc	Financial Services	1,9

Intäkter exponering, Region

Portfolio Date: 2023-04-30



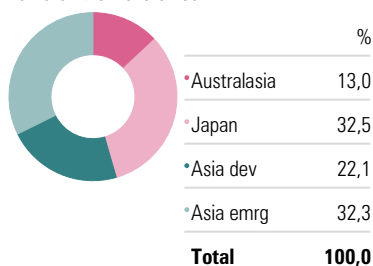
Riskindikatorer

Time Period: 2021-05-01 to 2023-04-30

	Fond	Index
Std Dev	15,3	14,6
Excess Return	0,0	0,0
Information Ratio (arith)	0,01	—
Sharpe Ratio	-0,12	-0,14
Tracking Error	2,3	0,0
Alpha	0,18	0,00
Beta	1,03	1,00
R2	97,8	100,0

Regioner

Portfolio Date: 2023-04-30



Hållbarhetsrating



Koldioxidrisker

Portfolio Date: 2023-02-28

Low Carbon Designation



Morningstar carbon metrics are asset-weighted portfolio calculations based on Sustainalytics' company Carbon Risk Rating. To receive the Morningstar® Low Carbon Designation™, a fund must have a 12-month average Portfolio Carbon Risk Score below 10 and a 12-month average Fossil Fuel Involvement of less than 7% of assets. This signal helps investors easily identify funds that are well-positioned to transition to a low-carbon economy.

Månadsrapport

AMF Aktiefond Europa



As of 2023-04-30

Fondandelar kan både öka och minska i värde. Det är inte säkert att du får tillbaka hela det insatta kapitalet.

Översikt

Morningstar Rating 3 Yr	★★★
Morningstar Rating Overall	★★★★
Inception Date	1999-04-30
Fund Size (Mil)	7 954,9
NAV	311,35
Cash %	2,5
% Asset in Top 10 Holdings	38,5
# of Holdings	96
Manager Name	Rickard Alte, Martin Siwmark

Kalenderavkastning %

	YTD	2022	2021	2020	2019	2018
Aktiefond-Europa	13,9	-4,0	23,1	1,1	29,6	-8,9
MSCI AC Europe NR (omräkn.sek)	13,2	-7,4	28,2	-4,8	32,5	-6,2

Utveckling

Time Period: 2018-05-01 to 2023-04-30

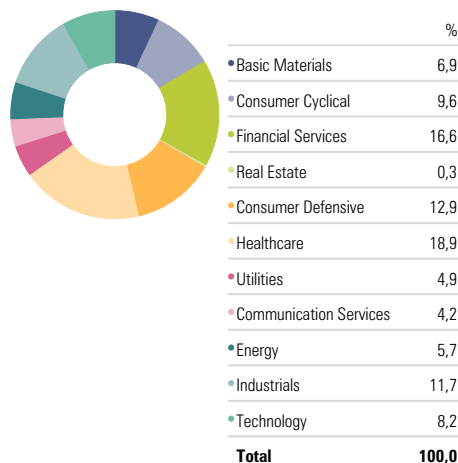


■ Aktiefond-Europa 50,9% ■ MSCI AC Europe NR (omräkn.sek) 47,7%

Rullande avkastning, Årsbasis %

	1 month	3 months	1 Year	5 Years	10 Years
Aktiefond-Europa	3,7	4,0	17,8	8,6	10,7
MSCI AC Europe NR (omräkn.sek)	3,0	3,8	15,8	8,1	10,1

Sektorer

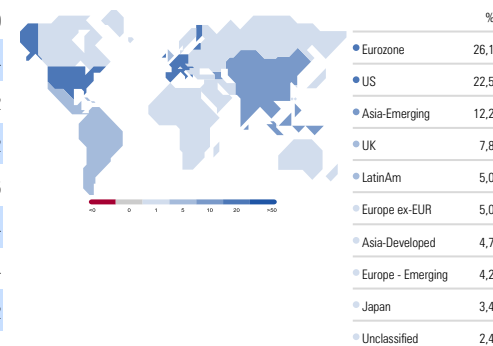


Största innehav

Company	Sector	Vikt %
AstraZeneca PLC	Healthcare	6,0
Novo Nordisk A/S Class B	Healthcare	4,4
TotalEnergies SE	Energy	4,2
ASML Holding NV	Technology	4,2
Roche Holding AG	Healthcare	3,5
Air Liquide SA	Basic Materials	3,4
SAP SE	Technology	3,4
Allianz SE	Financial Services	3,2
LVMH Moët Hennessy Louis Vuitton SE	Consumer Cyclical	3,1
Reckitt Benckiser Group PLC	Consumer Defensive	3,1

Intäkter exponering, Region

Portfolio Date: 2023-04-30



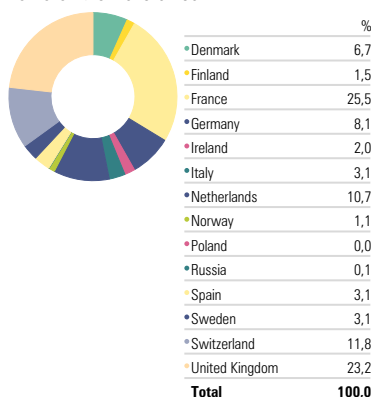
Riskindikatorer

Time Period: 2021-05-01 to 2023-04-30

	Fond	Index
Std Dev	14,1	14,0
Excess Return	0,8	0,0
Information Ratio (arith)	0,30	—
Sharpe Ratio	0,79	0,74
Tracking Error	2,7	0,0
Alpha	0,90	0,00
Beta	0,99	1,00
R2	96,3	100,0

Länder

Portfolio Date: 2023-04-30



Hållbarhetsrating



Koldioxidrisker

Portfolio Date: 2023-02-28

No Designation

Morningstar carbon metrics are asset-weighted portfolio calculations based on Sustainalytics' company Carbon Risk Rating. To receive the Morningstar® Low Carbon Designation™, a fund must have a 12-month average Portfolio Carbon Risk Score below 10 and a 12-month average Fossil Fuel Involvement of less than 7% of assets. This signal helps investors easily identify funds that are well-positioned to transition to a low-carbon economy.

Månadsrapport

AMF Aktiefond Global



As of 2023-04-30

Fondandelar kan både öka och minska i värde. Det är inte säkert att du får tillbaka hela det insatta kapitalet.

Översikt

Morningstar Rating 3 Yr	★★★★
Morningstar Rating Overall	★★★★★
Inception Date	2001-11-15
Fund Size (Mil)	29 377,3
NAV	294,38
Cash %	2,6
% Asset in Top 10 Holdings	27,8
# of Holdings	162
Manager Name	Björn Lind, Ulf Alexandersson

Kalenderavkastning %

	YTD	2022	2021	2020	2019	2018
Aktiefond-Global	8,1	-7,3	33,3	5,2	34,7	-1,1
MSCI ACWI NR (omräkn.sek)	7,2	-8,8	33,2	1,8	34,3	-1,1

Rullande avkastning, Årsbasis %

	1 month	3 months	1 Year	5 Years	10 Years
Aktiefond-Global	0,5	0,4	5,3	12,0	13,6
MSCI ACWI NR (omräkn.sek)	0,3	-0,5	4,7	10,5	13,1

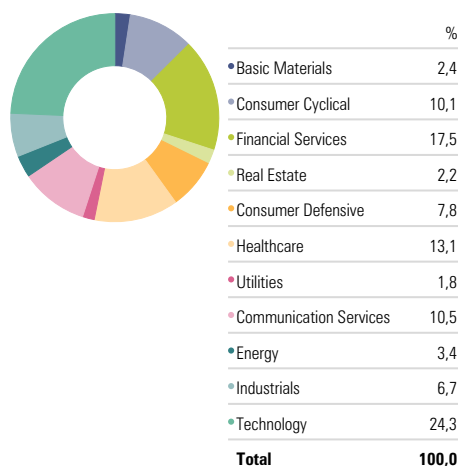
Utveckling

Time Period: 2018-05-01 to 2023-04-30



Aktiefond-Global 76,6% MSCI ACWI NR (omräkn.sek) 64,9%

Sektorer

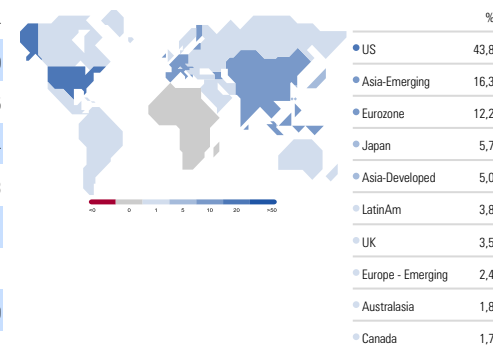


Största innehav

Company	Sector	Vikt %
Microsoft Corp	Technology	7,4
Visa Inc Class A	Financial Services	3,0
Alphabet Inc Class C	Communication Services	2,5
AstraZeneca PLC	Healthcare	2,4
NVIDIA Corp	Technology	2,3
Berkshire Hathaway Inc Class B	Financial Services	2,1
Alphabet Inc Class A	Communication Services	2,1
Procter & Gamble Co	Consumer Defensive	1,9
LVMH Moët Hennessy Louis Vuitton SE	Consumer Cyclical	1,8
The Walt Disney Co	Communication Services	1,7

Intäkter exponering, Region

Portfolio Date: 2023-04-30



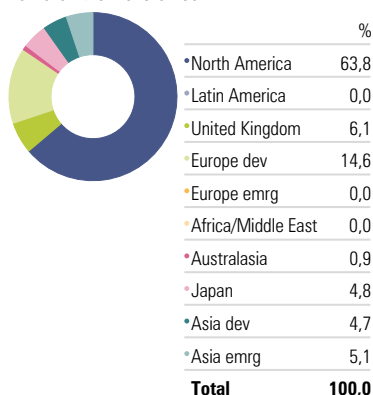
Riskindikatorer

Time Period: 2021-05-01 to 2023-04-30

	Fond	Index
Std Dev	12,9	13,1
Excess Return	1,6	0,0
Information Ratio (arith)	1,06	—
Sharpe Ratio	0,70	0,57
Tracking Error	1,5	0,0
Alpha	1,65	0,00
Beta	0,98	1,00
R2	98,6	100,0

Regioner

Portfolio Date: 2023-04-30



Hållbarhetsrating



Koldioxidrisker

Portfolio Date: 2023-02-28

No Designation

Morningstar carbon metrics are asset-weighted portfolio calculations based on Sustainalytics' company Carbon Risk Rating. To receive the Morningstar® Low Carbon Designation™, a fund must have a 12-month average Portfolio Carbon Risk Score below 10 and a 12-month average Fossil Fuel Involvement of less than 7% of assets. This signal helps investors easily identify funds that are well-positioned to transition to a low-carbon economy.

Månadsrapport

AMF Aktiefond Nordamerika



As of 2023-04-30

Fondandelar kan både öka och minska i värde. Det är inte säkert att du får tillbaka hela det insatta kapitalet.

Översikt

Morningstar Rating 3 Yr	★★★★
Morningstar Rating Overall	★★★★★
Inception Date	2007-09-24
Fund Size (Mil)	5 436,5
NAV	483,92
Cash %	0,5
% Asset in Top 10 Holdings	40,1
# of Holdings	75
Manager Name	Ulf Alexandersson, Björn Lind

Kalenderavkastning %

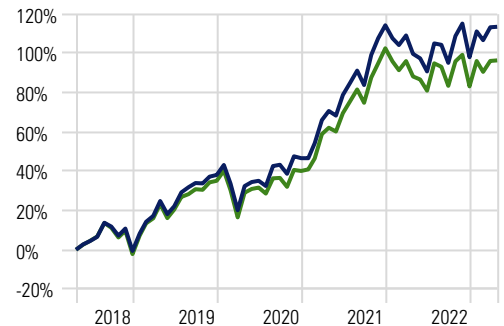
	YTD	2022	2021	2020	2019	2018
Aktiefond-Nordamerika	7,8	-7,6	46,2	6,2	39,0	5,3
MSCI USA NR (omräkn.sek)	7,2	-9,6	44,6	3,7	38,2	4,3

Rullande avkastning, Årsbasis %

	1 month	3 months	1 Year	5 Years	10 Years
Aktiefond-Nordamerika	0,1	1,1	6,9	16,4	17,4
MSCI USA NR (omräkn.sek)	0,1	0,2	4,3	14,5	16,7

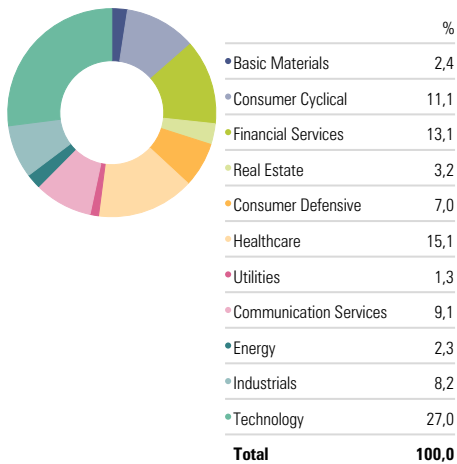
Utveckling

Time Period: 2018-05-01 to 2023-04-30



Aktiefond-Nordamerika 113,6% MSCI USA NR (omräkn.sek) 96,5%

Sektorer

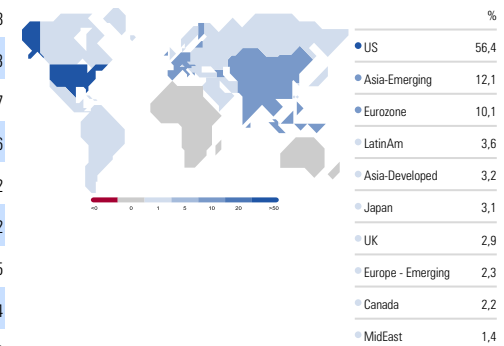


Största innehav

Company	Sector	Vikt %
Microsoft Corp	Technology	9,8
Alphabet Inc Class C	Communication Services	7,3
NVIDIA Corp	Technology	3,7
Visa Inc Class A	Financial Services	3,6
Procter & Gamble Co	Consumer Defensive	3,2
PepsiCo Inc	Consumer Defensive	3,2
McDonald's Corp	Consumer Cyclical	2,5
Tesla Inc	Consumer Cyclical	2,4
Eli Lilly and Co	Healthcare	2,3
Merck & Co Inc	Healthcare	2,2

Intäkter exponering, Region

Portfolio Date: 2023-04-30



Riskindikatorer

Time Period: 2021-05-01 to 2023-04-30

	Fond	Index
Std Dev	15,5	15,4
Excess Return	1,8	0,0
Information Ratio (arith)	1,04	—
Sharpe Ratio	0,77	0,67
Tracking Error	1,7	0,0
Alpha	1,64	0,00
Beta	1,00	1,00
R2	98,8	100,0

Hållbarhetsrating



Koldioxidrisker

Portfolio Date: 2023-02-28

Low Carbon Designation



Morningstar carbon metrics are asset-weighted portfolio calculations based on Sustainalytics' company Carbon Risk Rating. To receive the Morningstar® Low Carbon Designation™, a fund must have a 12-month average Portfolio Carbon Risk Score below 10 and a 12-month average Fossil Fuel Involvement of less than 7% of assets. This signal helps investors easily identify funds that are well-positioned to transition to a low-carbon economy.

Månadsrapport

AMF Aktiefond Småbolag



As of 2023-04-30

Fondandelar kan både öka och minska i värde. Det är inte säkert att du får tillbaka hela det insatta kapitalet.

Översikt

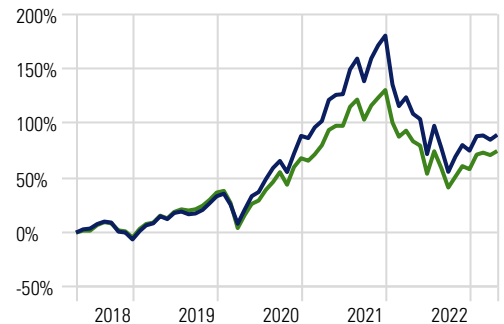
Morningstar Rating 3 Yr	★★
Morningstar Rating Overall	★★★
Inception Date	2004-05-17
Fund Size (Mil)	18 539,1
NAV	1 174,98
Cash %	1,6
% Asset in Top 10 Holdings	32,6
# of Holdings	69
Manager Name	Angelica Hanson, Tomas Risbecker

Kalenderavkastning %

	YTD	2022	2021	2020	2019	2018
Aktiefond-Småbolag	8,3	-37,6	48,7	41,5	42,2	-2,6
Carnegie Small Cap Return Sweden	10,5	-31,4	37,1	23,0	43,2	-0,2

Utveckling

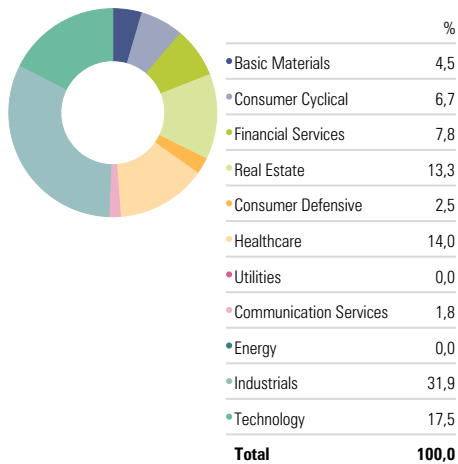
Time Period: 2018-05-01 to 2023-04-30



Rullande avkastning, Årsbasis %

	1 month	3 months	1 Year	5 Years	10 Years
Aktiefond-Småbolag	2,4	0,7	-9,2	13,6	16,2
Carnegie Small Cap Return Sweden	2,2	1,9	-4,8	11,8	15,4

Sektorer

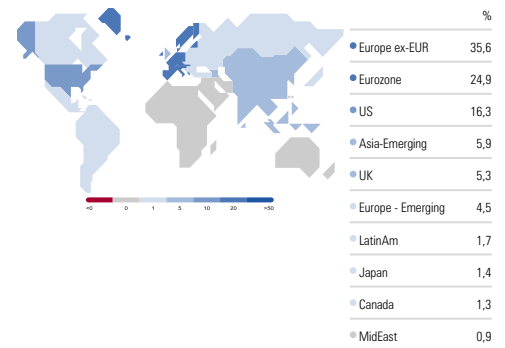


Största innehav

	Sector	Vikt %
Beijer Ref AB Class B	Industrials	4,5
Trelleborg AB Class B	Industrials	3,6
Sweco AB Class B	Industrials	3,5
NCAB Group AB	Technology	3,4
Hexatronic Group AB	Technology	3,1
Addnode Group AB Class B	Technology	3,1
HMS Networks AB	Technology	3,1
Avanza Bank Holding AB	Financial Services	2,9
Sectra AB Class B	Healthcare	2,7
AB Sagax Class B	Real Estate	2,6

Intäkter exponering, Region

Portfolio Date: 2023-04-30



Riskindikatorer

Time Period: 2021-05-01 to 2023-04-30

	Fond	Index
Std Dev	29,0	25,3
Excess Return	-2,4	0,0
Information Ratio (arith)	-0,52	—
Sharpe Ratio	-0,14	-0,10
Tracking Error	4,6	0,0
Alpha	-1,23	0,00
Beta	1,14	1,00
R2	98,9	100,0

Hållbarhetsrating



Koldioxidrisker

Portfolio Date: 2023-02-28

Low Carbon Designation



Morningstar carbon metrics are asset-weighted portfolio calculations based on Sustainalytics' company Carbon Risk Rating. To receive the Morningstar® Low Carbon Designation™, a fund must have a 12-month average Portfolio Carbon Risk Score below 10 and a 12-month average Fossil Fuel Involvement of less than 7% of assets. This signal helps investors easily identify funds that are well-positioned to transition to a low-carbon economy.

Månadsrapport

AMF Aktiefond Sverige



As of 2023-04-30

Fondandelar kan både öka och minska i värde. Det är inte säkert att du får tillbaka hela det insatta kapitalet.

Översikt

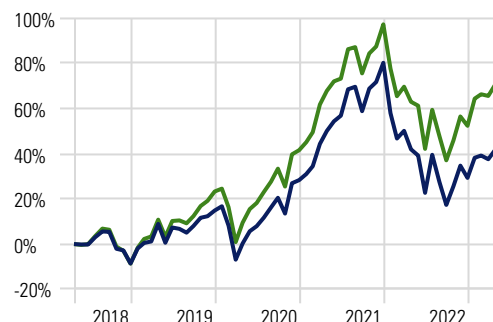
Morningstar Rating 3 Yr	★★
Morningstar Rating Overall	★★
Inception Date	1998-12-30
Fund Size (Mil)	39 675,8
NAV	811,43
Cash %	1,1
% Asset in Top 10 Holdings	51,2
# of Holdings	50
Manager Name	Tomas Risbecker, Dick Bergqvist

Kalenderavkastning %

	YTD	2022	2021	2020	2019	2018
Aktiefond-Sverige	9,6	-28,3	40,5	11,7	25,7	-4,9
SIXPRX	12,0	-22,8	39,3	14,8	35,0	-4,6

Utveckling

Time Period: 2018-05-01 to 2023-04-30

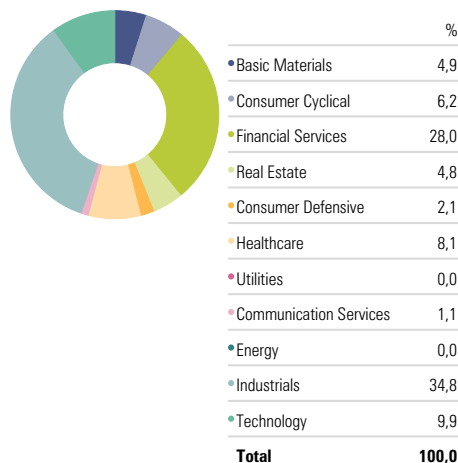


Aktiefond-Sverige 41,7% SIXPRX 70,6%

Rullande avkastning, Årsbasis %

	1 month	3 months	1 Year	5 Years	10 Years
Aktiefond-Sverige	3,0	2,5	-0,2	7,2	9,4
SIXPRX	3,0	3,8	4,7	11,3	11,4

Sektorer

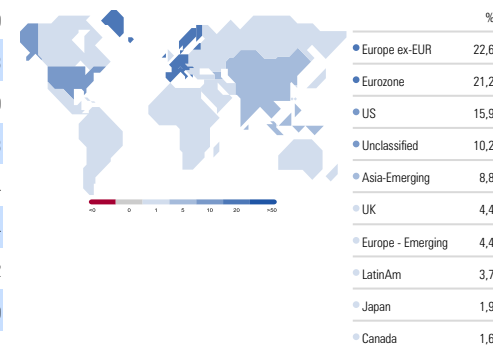


Största innehav

	Sektor	Vikt %
Volvo AB Class B	Industrials	7,9
Investor AB Class A	Financial Services	7,3
Skandinaviska Enskilda Banken AB Class A	Financial Services	6,9
Atlas Copco AB Class B	Industrials	6,3
Epiroc AB Share B	Industrials	4,4
Indutrade AB	Industrials	4,4
AstraZeneca PLC	Healthcare	4,2
Hexagon AB Class B	Technology	3,9
NIBE Industrier AB Class B	Industrials	2,9
Svenska Cellulosa AB Class B	Basic Materials	2,9

Intäkter exponering, Region

Portfolio Date: 2023-04-30



Riskindikatorer

Time Period: 2021-05-01 to 2023-04-30

	Fond	Index
Std Dev	23,5	21,6
Excess Return	-3,6	0,0
Information Ratio (arith)	-1,17	—
Sharpe Ratio	-0,03	0,12
Tracking Error	3,1	0,0
Alpha	-3,48	0,00
Beta	1,08	1,00
R2	98,8	100,0

Hållbarhetsrating



Koldioxidrisker

Portfolio Date: 2023-02-28

Low Carbon Designation



Morningstar carbon metrics are asset-weighted portfolio calculations based on Sustainalytics' company Carbon Risk Rating. To receive the Morningstar® Low Carbon Designation™, a fund must have a 12-month average Portfolio Carbon Risk Score below 10 and a 12-month average Fossil Fuel Involvement of less than 7% of assets. This signal helps investors easily identify funds that are well-positioned to transition to a low-carbon economy.

Månadsrapport

AMF Aktiefond Tillväxtmarknader



As of 2023-04-30

Fondandelar kan både öka och minska i värde. Det är inte säkert att du får tillbaka hela det insatta kapitalet.

Översikt

Morningstar Rating 3 Yr	★★★
Morningstar Rating Overall	★★★
Inception Date	2019-12-11
Fund Size (Mil)	1 925,4
NAV	106,69
Cash %	0,2
% Asset in Top 10 Holdings	39,1
# of Holdings	173
Manager Name	Henrik Oh, Martin Siwmark

Kalenderavkastning %

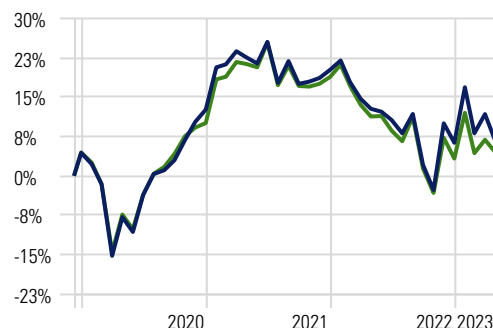
	YTD	2022	2021	2020	2019	2018
Aktiefond-Tillväxtmarknader	0,4	-11,5	6,7	7,9	—	—
MSCI Emerging Markets NR (omräkn.sek)	1,2	-13,1	8,0	5,4	—	—

Rullande avkastning, Årsbasis %

	1 month	3 months	1 Year	3 Years	5 Years
Aktiefond-Tillväxtmarknader	-4,5	-8,7	-5,4	5,0	—
MSCI Emerging Markets NR (omräkn.sek)	-2,2	-6,7	-6,1	4,1	—

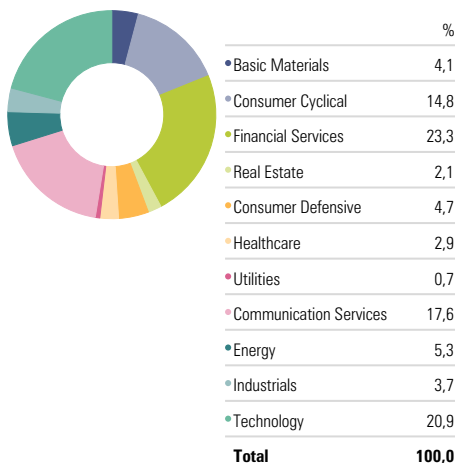
Utveckling

Time Period: 2019-12-11 to 2023-04-30



Aktiefond-Tillväxtmarknader 6,7% MSCI Emerging Markets NR (omräkn.sek) 4,5%

Sektorer

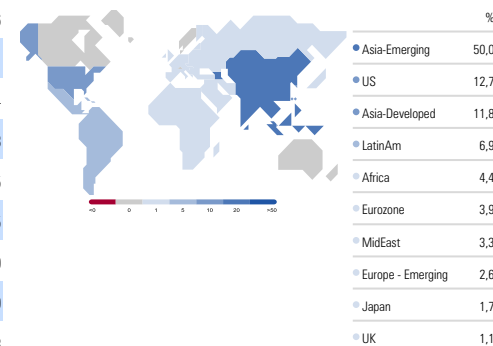


Största innehav

Company	Sector	Weight %
Taiwan Semiconductor Manufacturing Co Ltd	Technology	8,6
Tencent Holdings Ltd	Communication Services	8,1
Alibaba Group Holding Ltd Ordinary Shares	Consumer Cyclical	5,4
Reliance Industries Ltd	Energy	3,8
Meituan Class B	Consumer Cyclical	2,5
Chailease Holding Co Ltd	Financial Services	2,5
Housing Development Finance Corp Ltd	Financial Services	2,0
China Construction Bank Corp Class H	Financial Services	2,0
MediaTek Inc	Technology	1,8
Infosys Ltd	Technology	1,7

Intäkter exponering, Region

Portfolio Date: 2023-04-30



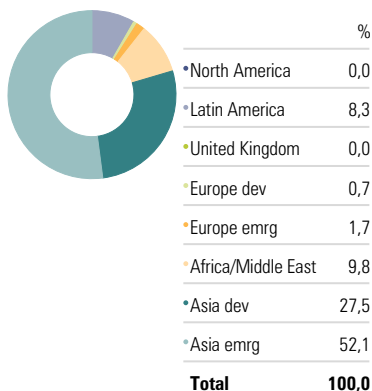
Riskindikatorer

Time Period: 2021-05-01 to 2023-04-30

	Fond	Index
Std Dev	17,4	15,9
Excess Return	0,5	0,0
Information Ratio (arith)	0,16	—
Sharpe Ratio	-0,34	-0,42
Tracking Error	3,1	0,0
Alpha	1,24	0,00
Beta	1,08	1,00
R2	97,4	100,0

Regioner

Portfolio Date: 2023-04-30



Hållbarhetsrating



Koldioxidrisker

Portfolio Date:

No Designation

Morningstar carbon metrics are asset-weighted portfolio calculations based on Sustainalytics' company Carbon Risk Rating. To receive the Morningstar® Low Carbon Designation™, a fund must have a 12-month average Portfolio Carbon Risk Score below 10 and a 12-month average Fossil Fuel Involvement of less than 7% of assets. This signal helps investors easily identify funds that are well-positioned to transition to a low-carbon economy.

Månadsrapport

AMF Aktiefond Världen



As of 2023-04-30

Fondandelar kan både öka och minska i värde. Det är inte säkert att du får tillbaka hela det insatta kapitalet.

Översikt

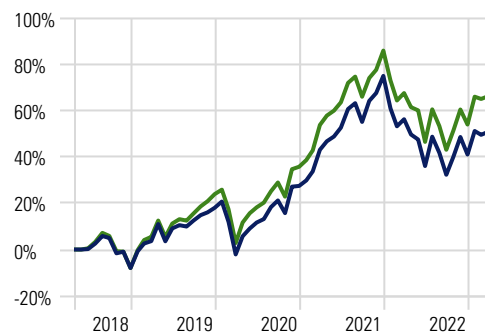
Morningstar Rating 3 Yr	★★★
Morningstar Rating Overall	★★★
Inception Date	1998-12-30
Fund Size (Mil)	46 108,9
NAV	582,54
Cash %	1,2
% Asset in Top 10 Holdings	29,7
# of Holdings	208
Manager Name	Björn Lind, Tomas Risbecker

Kalenderavkastning %

	YTD	2022	2021	2020	2019	2018
Aktiefond-Världen	8,8	-19,4	37,3	8,0	28,3	-3,7
SIXRX 60%, MSCI ACWI NR (omräkn.sek) 40%	10,1	-17,2	37,0	9,6	34,8	-3,2

Utveckling

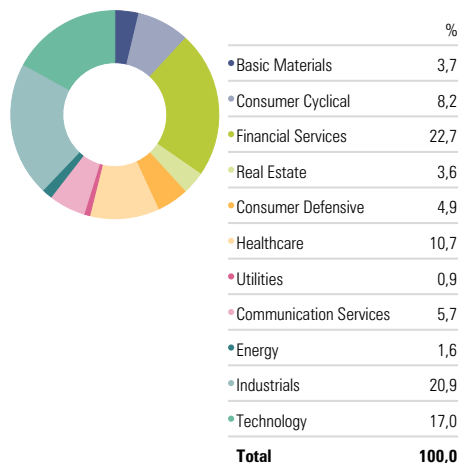
Time Period: 2018-05-01 to 2023-04-30



Rullande avkastning, Årsbasis %

	1 month	3 months	1 Year	5 Years	10 Years
Aktiefond-Världen	1,7	1,5	2,5	9,0	11,0
SIXRX 60%, MSCI ACWI NR (omräkn.sek) 40%	2,0	2,1	5,0	11,1	12,2

Sektorer

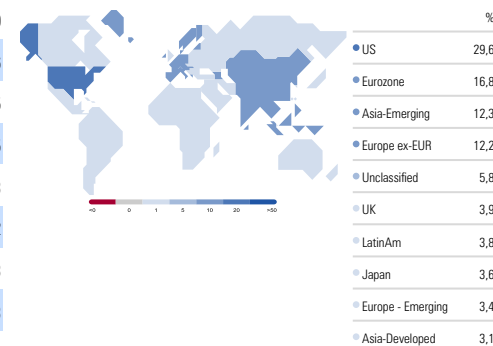


Största innehav

Company	Sector	Vikt %
Volvo AB Class B	Industrials	4,0
Investor AB Class A	Financial Services	3,6
Skandinaviska Enskilda Banken AB Class A	Financial Services	3,5
Microsoft Corp	Technology	3,5
AstraZeneca PLC	Healthcare	3,3
Atlas Copco AB Class B	Industrials	3,2
Epiroc AB Share B	Industrials	2,3
Indutrade AB	Industrials	2,3
Hexagon AB Class B	Technology	2,0
Investor AB Class B	Financial Services	1,7

Intäkter exponering, Region

Portfolio Date: 2023-04-30



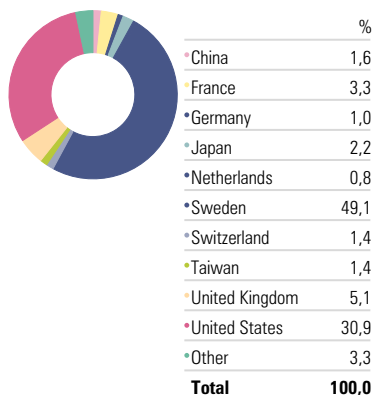
Riskindikatorer

Time Period: 2021-05-01 to 2023-04-30

	Fond	Index
Std Dev	17,7	17,4
Excess Return	-1,4	0,0
Information Ratio (arith)	-0,83	—
Sharpe Ratio	0,19	0,27
Tracking Error	1,7	0,0
Alpha	-1,34	0,00
Beta	1,01	1,00
R2	99,1	100,0

Länder

Portfolio Date: 2023-04-30



Hållbarhetsrating



Koldioxidrisker

Portfolio Date: 2023-02-28

Low Carbon Designation



Morningstar carbon metrics are asset-weighted portfolio calculations based on Sustainalytics' company Carbon Risk Rating. To receive the Morningstar® Low Carbon Designation™, a fund must have a 12-month average Portfolio Carbon Risk Score below 10 and a 12-month average Fossil Fuel Involvement of less than 7% of assets. This signal helps investors easily identify funds that are well-positioned to transition to a low-carbon economy.

Månadsrapport

As of 2023-04-30

AMF Balansfond

Fondandelar kan både öka och minska i värde. Det är inte säkert att du får tillbaka hela det insatta kapitalet.



Översikt

Morningstar Rating 3 Yr	★★★★
Morningstar Rating Overall	★★★★
Inception Date	1998-12-30
Fund Size (Mil)	24 299,6
NAV	358,73
Cash %	0,0
Modified duration, %	3,72
% Asset in Top 10 Holdings	31,1
# of Holdings	280
Manager Name	Björn Lind, Tomas Risbecker

Kalenderavkastning %

	YTD	2022	2021	2020	2019	2018
Balansfonden	5,9	-15,5	22,4	6,0	16,9	-1,9
Index Balansfonden	6,7	-13,8	20,8	7,3	20,5	-1,5

Indexet består av Handelsbanken Markets Combined Sweden All Bonds 40%, SIXRX 40%, MSCI ACWI NR (omräkn Sek) 20%

Utveckling

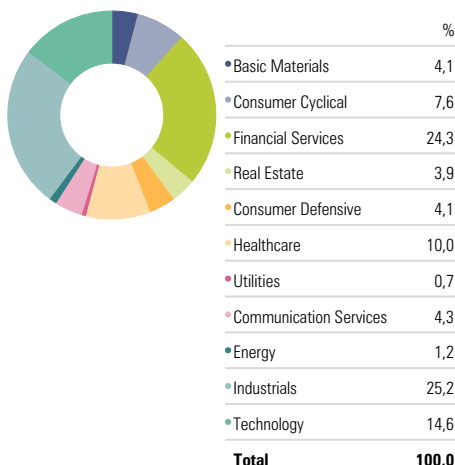
Time Period: 2018-05-01 to 2023-04-30



Rullande avkastning, Årsbasis %

	1 month	3 months	1 Year	5 Years	10 Years
Balansfonden	1,5	0,9	1,3	5,2	7,0
Index Balansfonden	1,4	1,2	2,9	6,5	7,6

Sektorer, Aktier

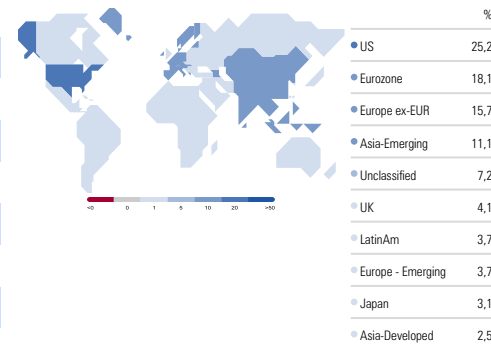


Största innehav

Company	Sector	Vikt %
Volvo AB Class B	Industrials	3,1
Investor AB Class A	Financial Services	3,1
Skandinaviska Enskilda Banken AB Class A	Financial Services	2,7
Sweden (Kingdom Of)	—	2,7
Atlas Copco AB Class B	Industrials	2,4
AstraZeneca PLC	Healthcare	2,2
Indutrade AB	Industrials	1,8
Epiroc AB Share B	Industrials	1,7
Nordea Hypotek AB 1%	—	1,7
Lansforsakringar Hypotek AB 1.25%	—	1,6

Intäkter exponering, Region

Portfolio Date: 2023-04-30



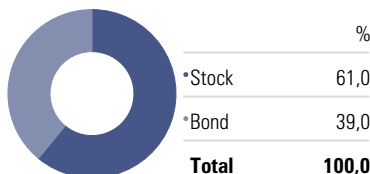
Riskindikatorer

Time Period: 2021-05-01 to 2023-04-30

	Fond	Index
Std Dev	12,3	12,0
Excess Return	-0,7	0,0
Information Ratio (arith)	-0,60	—
Sharpe Ratio	0,03	0,08
Tracking Error	1,2	0,0
Alpha	-0,68	0,00
Beta	1,03	1,00
R2	99,1	100,0

Allokering

Portfolio Date: 2023-04-30



Hållbarhetsrating



Koldioxidrisker

Portfolio Date: 2023-02-28

Low Carbon Designation



Morningstar carbon metrics are asset-weighted portfolio calculations based on Sustainalytics' company Carbon Risk Rating. To receive the Morningstar® Low Carbon Designation™, a fund must have a 12-month average Portfolio Carbon Risk Score below 10 and a 12-month average Fossil Fuel Involvement of less than 7% of assets. This signal helps investors easily identify funds that are well-positioned to transition to a low-carbon economy.

Månadsrapport

AMF Företagsobligationsfond



As of 2023-04-30

Fondandelar kan både öka och minska i värde. Det är inte säkert att du får tillbaka hela det insatta kapitalet.

Översikt

Morningstar Rating 3 Yr	★★★★
Morningstar Rating Overall	★★★★
Inception Date	2018-08-29
Fund Size (Mil)	907,5
NAV	101,93
Cash %	1,6
% Asset in Top 10 Holdings	15,4
# of Holdings	43
Manager Name	Johan Moeschlin, Charlotte Sillén

Kalenderavkastning %

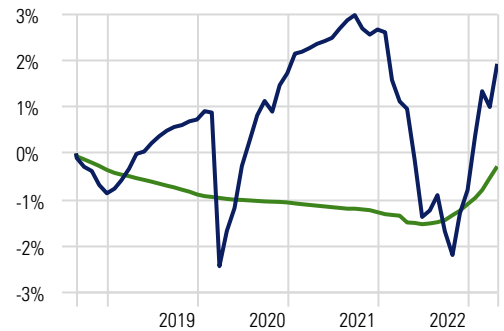
	YTD	2022	2021	2020	2019	2018
Företagsobligationsfond	2,7	-3,4	0,9	1,0	1,6	—
Handelsbanken Markets Sweden All Treasury Bills	0,8	0,2	-0,2	-0,2	-0,5	—

Rullande avkastning, Årsbasis %

	1 month	3 months	1 Year	3 Years	5 Years
Företagsobligationsfond	0,9	1,5	1,0	1,2	—
Handelsbanken Markets Sweden All Treasury I	0,2	0,7	1,2	0,2	—

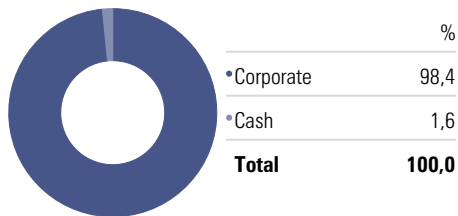
Utveckling

Time Period: 2018-08-28 to 2023-04-30



Företagsobligationsfond 1,9% Handelsbanken Markets Sweden All Treasury Bills -0,3%

Sektorer

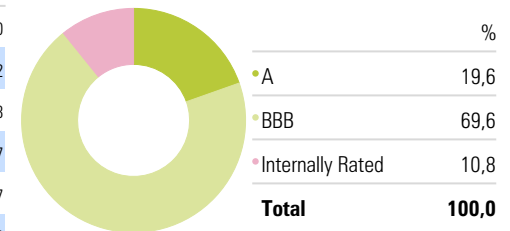


Största innehav

Innehav	Vikt %
Skandinaviska Enskilda Banken AB (publ)	4.34%
Atrium Ljungberg AB	4.43%
Bonnier Fastigheter Finans Ab (Publ)	4.16%
Santander Consumer Bank AS	4.52%
Castellum AB	4.56%
Fabege AB	3.89%
Humlegården Fastigheter AB	4.48%
Svenska Cellulosa Aktiebolaget SCA (publ)	4.18%
Sparbanken Skåne AB	4.46%
Husqvarna AB	5.04%

Rating

Portfolio Date: 2023-04-30



Riskindikatorer

Time Period: 2021-05-01 to 2023-04-30

	Fond	Index
Std Dev	2,2	0,3
Excess Return	-0,6	0,0
Information Ratio (arith)	-0,30	—
Sharpe Ratio	-0,28	0,13
Tracking Error	2,1	0,0
Alpha	-0,75	0,00
Beta	15,46	1,00
R2	29,8	100,0

Riskmått

Duration	0,55
Modified duration, %	0,52
Modified duration credits, %	0,52
Yield, %	5,33
Average time to maturity	2,19

Hållbarhetsrating



Koldioxidrisk

Portfolio Date: 2023-02-28

Low Carbon Designation



Morningstar carbon metrics are asset-weighted portfolio calculations based on Sustainalytics' company Carbon Risk Rating. To receive the Morningstar® Low Carbon Designation™, a fund must have a 12-month average Portfolio Carbon Risk Score below 10 and a 12-month average Fossil Fuel Involvement of less than 7% of assets. This signal helps investors easily identify funds that are well-positioned to transition to a low-carbon economy.

Månadsrapport

AMF Räntefond Kort



As of 2023-04-30

Fondandelar kan både öka och minska i värde. Det är inte säkert att du får tillbaka hela det insatta kapitalet.

Översikt

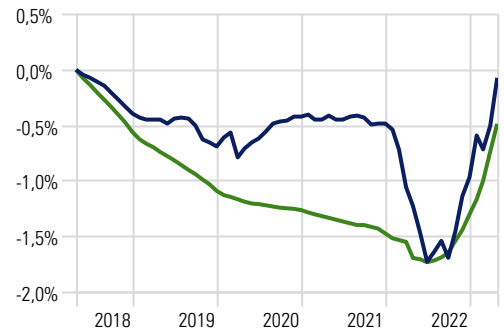
Morningstar Rating 3 Yr	—
Morningstar Rating Overall	—
Inception Date	2004-05-17
Fund Size (Mil)	6 880,1
NAV	111,93
Cash %	1,2
% Asset in Top 10 Holdings	11,1
# of Holdings	29
Manager Name	Johan Moeschlin, Charlotte Sillén

Kalenderavkastning %

	YTD	2022	2021	2020	2019	2018
Räntefond-Kort	0,9	-0,5	-0,1	0,3	-0,3	-0,5
Handelsbanken Markets Sweden All Treasury Bills	0,8	0,2	-0,2	-0,2	-0,5	-0,8

Utveckling

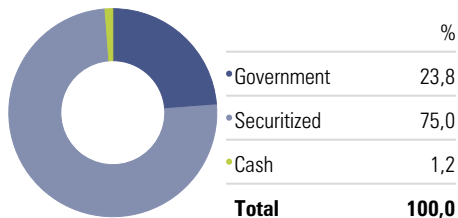
Time Period: 2018-05-01 to 2023-04-30



Rullande avkastning, Årsbasis %

	1 month	3 months	1 Year	5 Years	10 Years
Räntefond-Kort	0,4	0,5	1,2	0,0	0,2
Handelsbanken Markets Sweden All Treasury Bills	0,2	0,7	1,2	-0,1	-0,1

Sektorer

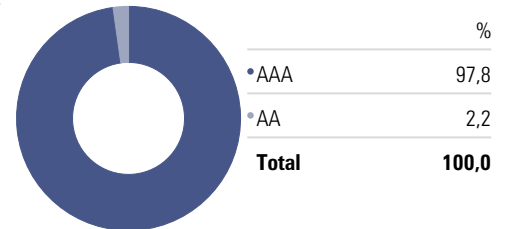


Största innehav

	Vikt %
Landshypotek Bank AB (publ) 4.14%	6,7
Skandiabanken AB 4.07%	6,6
Realkredit Danmark A/S 4.04%	6,4
Nykredit Realkredit A/S 3.92%	5,5
DnB Boligkreditt AS 0.75%	5,2
Sparebanken Vest Boligkreditt AS 3.97%	4,4
African Development Bank 2.88%	4,3
Skandinaviska Enskilda Banken AB (publ) 1%	4,2
Nykredit Realkredit A/S 4.1%	4,0
Skandiabanken AB 3.97%	3,7

Rating

Portfolio Date: 2023-04-30



Riskindikatorer

Time Period: 2021-05-01 to 2023-04-30

	Fond	Index
Std Dev	0,7	0,3
Excess Return	-0,3	0,0
Information Ratio (arith)	-0,48	—
Sharpe Ratio	-0,44	0,13
Tracking Error	0,5	0,0
Alpha	-0,27	0,00
Beta	2,67	1,00
R2	13,4	100,0

Riskmått

Duration	0,51
Modified duration, %	0,49
Modified duration credits, %	0,60
Yield, %	3,67
Average time to maturity	2,66

Hållbarhetsrating



Koldioxidrisker

Portfolio Date: 2023-02-28

Low Carbon Designation



Morningstar carbon metrics are asset-weighted portfolio calculations based on Sustainalytics' company Carbon Risk Rating. To receive the Morningstar® Low Carbon Designation™, a fund must have a 12-month average Portfolio Carbon Risk Score below 10 and a 12-month average Fossil Fuel Involvement of less than 7% of assets. This signal helps investors easily identify funds that are well-positioned to transition to a low-carbon economy.

Månadsrapport

AMF Räntefond Lång



As of 2023-04-30

Fondandelar kan både öka och minska i värde. Det är inte säkert att du får tillbaka hela det insatta kapitalet.

Översikt

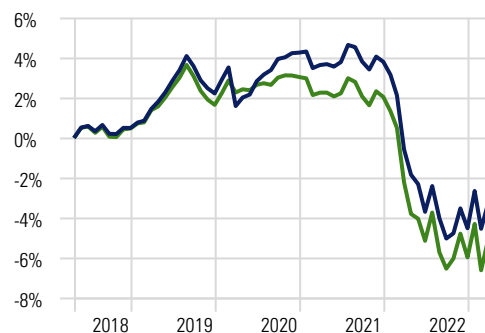
Morningstar Rating 3 Yr	★★★★
Morningstar Rating Overall	★★★★★
Inception Date	1998-12-30
Fund Size (Mil)	8 015,2
NAV	141,76
Cash %	-8,8
% Asset in Top 10 Holdings	57,1
# of Holdings	78
Manager Name	Johan Moeschlin, Charlotte Sillén

Kalenderavkastning %

	YTD	2022	2021	2020	2019	2018
Räntefond-Lång	1,9	-8,0	-0,4	2,0	1,7	1,2
Handelsbanken Markets Combined Sweden All Bonds	1,3	-7,9	-1,0	1,4	1,2	1,0

Utveckling

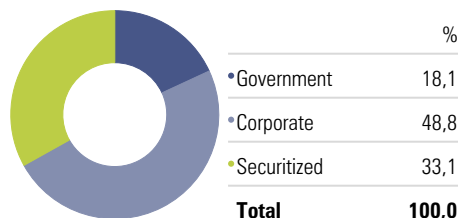
Time Period: 2018-05-01 to 2023-04-30



Rullande avkastning, Årsbasis %

	1 month	3 months	1 Year	5 Years	10 Years
Räntefond-Lång	0,5	-0,1	-0,9	-0,6	1,0
Handelsbanken Markets Combined Sweden All Bonds	0,3	-0,5	-1,0	-1,0	0,6

Sektorer

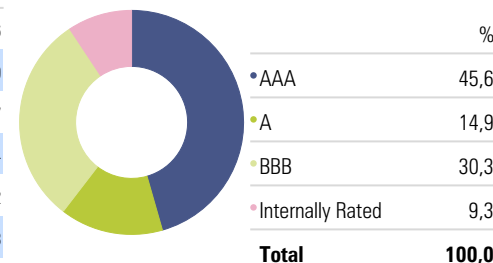


Största innehav

	Vikt %
Lansforsakringar Hypotek AB 1.25%	4,6
Nordea Hypotek AB 1%	3,9
Swedish Covered Bond Corporation 1%	3,7
Skandinaviska Enskilda Banken AB (publ) 0.5%	3,4
Sweden (Kingdom Of) 1%	3,2
Sweden (Kingdom Of) 2.5%	2,8
Sweden (Kingdom Of) 0.75%	2,6
Swedish Covered Bond Corporation 2%	2,6
Sweden (Kingdom Of) 0.75%	2,6
Lansforsakringar Bank Aktiebolag (Publ) 4.1%	2,5

Rating

Portfolio Date: 2023-04-30



Riskindikatorer

Time Period: 2021-05-01 to 2023-04-30

	Fond	Index
Std Dev	4,0	4,3
Excess Return	0,4	0,0
Information Ratio (arith)	0,48	—
Sharpe Ratio	-0,90	-0,92
Tracking Error	0,7	0,0
Alpha	0,04	0,00
Beta	0,92	1,00
R2	97,1	100,0

Riskmått

Duration	3,90
Modified duration, %	3,73
Modified duration credits, %	2,32
Yield, %	4,50
Average time to maturity	3,52

Hållbarhetsrating



Koldioxidrisker

Portfolio Date: 2023-02-28

Low Carbon Designation



Morningstar carbon metrics are asset-weighted portfolio calculations based on Sustainalytics' company Carbon Risk Rating. To receive the Morningstar® Low Carbon Designation™, a fund must have a 12-month average Portfolio Carbon Risk Score below 10 and a 12-month average Fossil Fuel Involvement of less than 7% of assets. This signal helps investors easily identify funds that are well-positioned to transition to a low-carbon economy.

Månadsrapport

AMF Räntefond Mix



As of 2023-04-30

Fondandelar kan både öka och minska i värde. Det är inte säkert att du får tillbaka hela det insatta kapitalet.

Översikt

Morningstar Rating 3 Yr	—
Morningstar Rating Overall	—
Inception Date	2012-01-18
Fund Size (Mil)	3 461,8
NAV	109,80
Cash %	3,7
% Asset in Top 10 Holdings	27,9
# of Holdings	86
Manager Name	Johan Moeschlin, Charlotte Sillén

Kalenderavkastning %

	YTD	2022	2021	2020	2019	2018
Räntefond-Mix	1,4	-8,9	-1,8	2,7	1,7	0,0
Index Räntefond-Mix	1,4	-9,6	-1,9	2,4	1,4	0,0

Indexet består av Handelsb. Markets Sweden All Government Bonds 1-10 år 25%, JPM Germany Government index 1-10 år 25%, JPM UK Government index 1-10 år 25%, JPM US Treasury index 1-10 år 25%, hedgat till SEK

Rullande avkastning, Årsbasis %

	1 month	3 months	1 Year	5 Years	10 Years
Räntefond-Mix	0,1	-0,1	-3,1	-0,9	0,4
Index Räntefond-Mix	-0,1	-0,2	-3,4	-1,2	0,1

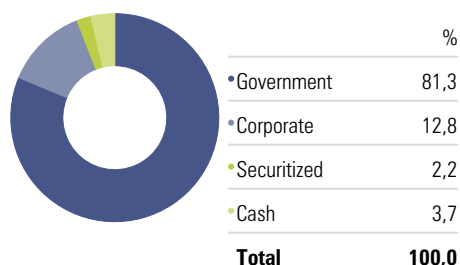
Utveckling

Time Period: 2018-05-01 to 2023-04-30



Räntefond-Mix -4,6% Index Räntefond-Mix -5,9%

Sektorer

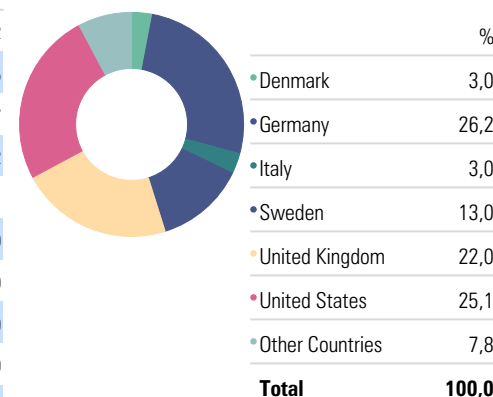


Största innehav

Innehav	Vikt %
United States Treasury Notes 1.25%	5,2
United Kingdom of Great Britain and Northern Ireland 3.5%	4,5
Germany (Federal Republic Of) 0.5%	3,7
Germany (Federal Republic Of) 0.5%	3,2
United Kingdom of Great Britain and Northern Ireland 1.63%	3,1
United States Treasury Notes 0.5%	3,0
Germany (Federal Republic Of) 0%	3,0
Jyske Bank A/S 4.84%	2,9
Germany (Federal Republic Of) 1%	2,9
United States Treasury Notes 0.63%	2,9

Länder

Portfolio Date: 2023-03-31



Riskindikatorer

Time Period: 2021-05-01 to 2023-04-30

	Fond	Index
Std Dev	4,1	4,8
Excess Return	0,4	0,0
Information Ratio (arith)	0,44	—
Sharpe Ratio	-1,10	-1,02
Tracking Error	0,9	0,0
Alpha	-0,37	0,00
Beta	0,85	1,00
R2	98,6	100,0

Riskmått

Duration	4,11
Modified Duration, %	3,98
Modified duration credits, %	3,42
Yield, %	3,44
Average time to maturity	4,15

Hållbarhetsrating



Koldioxidrisker

Portfolio Date: 2023-02-28

No Designation

Morningstar carbon metrics are asset-weighted portfolio calculations based on Sustainalytics' company Carbon Risk Rating. To receive the Morningstar® Low Carbon Designation™, a fund must have a 12-month average Portfolio Carbon Risk Score below 10 and a 12-month average Fossil Fuel Involvement of less than 7% of assets. This signal helps investors easily identify funds that are well-positioned to transition to a low-carbon economy.

Månadsrapport

AMF Strategifond Global



As of 2023-04-30

Fondandelar kan både öka och minska i värde. Det är inte säkert att du får tillbaka hela det insatta kapitalet.

Översikt

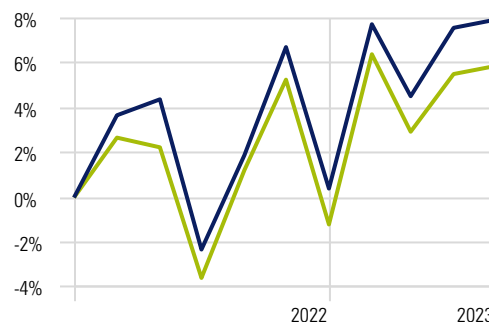
Morningstar Rating 3 Yr	—
Morningstar Rating Overall	—
Inception Date	2022-07-01
Fund Size (Mil)	332,7
NAV	107,93
Cash %	5,1
% Asset in Top 10 Holdings	101,0
# of Holdings	6
Manager Name	Magnus Jonasson, Thomas Nordahl

Kalenderavkastning %

	Från start	YTD	2022	2021	2020	2019
Strategifond Global	7,9	7,5	—	—	—	—
MSCI ACWI NR (omräkn.sek)	5,9	7,2	—	—	—	—

Utveckling

Time Period: 2022-06-30 to 2023-04-30

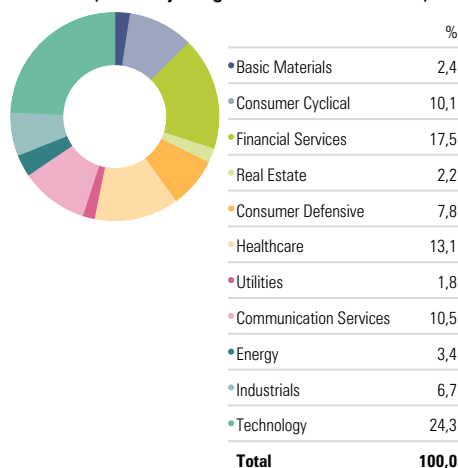


■ Strategifond Global 7,9% ■ MSCI ACWI NR (omräkn.sek) 5,9%

Rullande avkastning, Årsbasis %

	1 month	3 months	1 Year	3 Years	5 Years
Strategifond Global	0,3	0,2	—	—	—
MSCI ACWI NR (omräkn.sek)	0,3	-0,5	—	—	—

Sektorer (Genomlysning AMF Aktiefond Global)

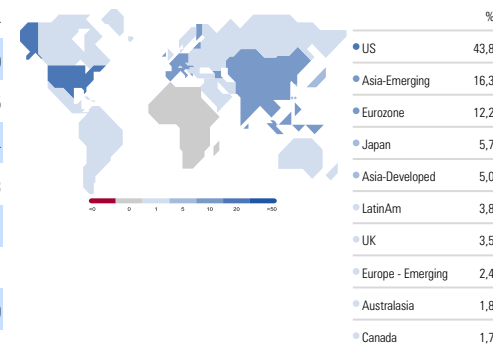


Största innehav (Genomlysning AMF Aktiefond Global)

Company	Sektor	Vikt %
Microsoft Corp	Technology	7,4
Visa Inc Class A	Financial Services	3,0
Alphabet Inc Class C	Communication Services	2,5
AstraZeneca PLC	Healthcare	2,4
NVIDIA Corp	Technology	2,3
Berkshire Hathaway Inc Class B	Financial Services	2,1
Alphabet Inc Class A	Communication Services	2,1
Procter & Gamble Co	Consumer Defensive	1,9
LVMH Moët Hennessy Louis Vuitton SE	Consumer Cyclical	1,8
The Walt Disney Co	Communication Services	1,7

Intäkter Region (Genomlysning AMF Aktiefond Global)

Portfolio Date: 2023-04-30

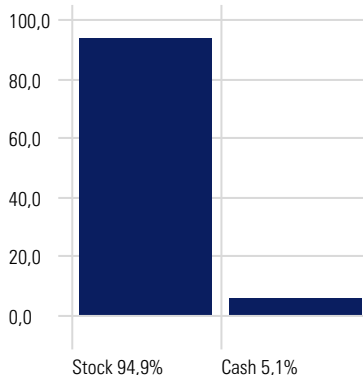


Riskindikatorer

Time Period: 2021-05-01 to 2023-04-30

	Fond	Index
Std Dev	—	—
Excess Return	—	—
Information Ratio (arith)	—	—
Sharpe Ratio	—	—
Tracking Error	—	—
Alpha	—	—
Beta	—	—
R2	—	—

Allokering



Hållbarhetsrating



Koldioxidrisker

Portfolio Date: 2023-02-28

No Designation

Morningstar carbon metrics are asset-weighted portfolio calculations based on Sustainalytics' company Carbon Risk Rating. To receive the Morningstar® Low Carbon Designation™, a fund must have a 12-month average Portfolio Carbon Risk Score below 10 and a 12-month average Fossil Fuel Involvement of less than 7% of assets. This signal helps investors easily identify funds that are well-positioned to transition to a low-carbon economy.

Månadsrapport

As of 2023-04-30



DEFINITIONER

Std Dev (volatilitet) Std Dev är ett riskmått, som avser spridning kring förväntad avkastning. Ett stort spridningsmått innebär hög risk och vice versa. Till exempel innebär 10% volatilitet att avkastningen med två tredjedels sannolikhet kommer att hamna inom 10% från den förväntade avkastningen.

Excess Return Avser den värdeökning alternativt värdeminskning som uppstått under perioden utöver jämförelseindex

Information Ratio Information Ratio ställer en fonds uppnådda avkastning (utöver jämförelseindex) i relation till den aktiva risken. Måttet anger hur mycket extra avkastning som uppnåtts jämfört med hur mycket extra risk som tagits.

Sharpe Ratio Ställer avkastning i relation till den totala risken. Anger hur mycket avkastning, nedjusterad med den riskfria räntan, som uppnåtts i relation till hur mycket risk som tagits.

Tracking Error Mäter storleken på avvikelser mellan en fonds och dess jämförelseindex avkastning. Ett högt tracking error indikerar att förvaltningen avvikit mycket från den övriga marknaden, index. Till exempel innebär 5% tracking error att fondens avkastning, två år av tre, kommer att hamna inom ett intervall om 5% från dess jämförelseindex avkastning.

Alpha Beskriver den uppnådda över- eller underavkastning i förhållande till jämförelseindex med justering av beta, det vill säga med hänsyn till hur stor marknadsrisk som tagits. Om alfa är positivt har fonden överavkastat i förhållande till den marknadsrisk som tagits.

Beta Beta anger sambandet mellan en fonds avkastning och dess marknads avkastning. Om $\beta = 1$ tenderar fondens avkastning att uppföra sig som marknads avkastning. $\beta < 1$ innebär att marknads svängningar försvagas och $\beta > 1$ betyder att marknads svängningar förstärks.

R2 R2 anger hur starkt sambandet är mellan en fond och dess index.

Duration Duration är en räntefonds genomsnittliga återbetalningstid, vägd med kassaströmmarnas nuvärde.

Modified duration Anger hur känsligt räntefondens värde är för förändringar i räntenivån, det vill säga med hur många procent fondens värde ändras när räntenivån sjunker eller stiger med en procentenhet.

Modified duration credits Modifierad duration på alla innehav exklusive sådana utgivna av stater.

Yield Förväntad avkastning vid oförändrad räntenivå

Average time to maturity En sammanvägning av alla innehavs löptid till slutligt förfall.