

Månadsrapport

AMF Aktiefond Asien Stilla havet



As of 2022-08-31

Översikt

Morningstar Rating 3 Yr	★★★★★
Morningstar Rating Overall	★★★★★
Inception Date	2008-09-25
Fund Size (Mil)	1 786,6
NAV	274,36
Cash %	0,4
% Asset in Top 10 Holdings	33,4
# of Holdings	123
Manager Name	Henrik Oh, Martin Siwmark

Kalenderavkastning %

	YTD	2021	2020	2019	2018	2017
Aktiefond-Asien Stilla havet	-6,4	8,9	12,3	28,3	-5,6	17,2
MSCI ACWI ESG Leaders Asia Pacific NR (omräkn.sek)	-4,5	9,5	6,4	28,5	-6,8	17,6

Rullande avkastning, Årsbasis %

	1 Year	3 Years	5 Years	10 Years	15 Years
Aktiefond-Asien Stilla havet	-4,6	7,3	9,4	10,2	—
MSCI ACWI ESG Leaders Asia Pacific NR (omräkn.s)	-3,8	6,1	8,4	10,7	—

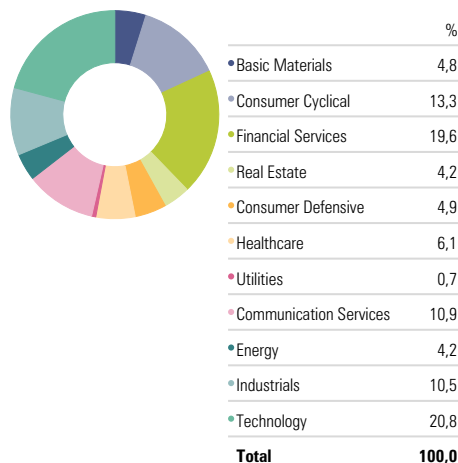
Utveckling

Time Period: 2008-09-25 to 2022-08-31



Aktiefond-Asien Stilla havet 201,1% MSCI ACWI ESG Leaders Asia Pacific NR (omräkn.sek) 218,4%

Sektorer

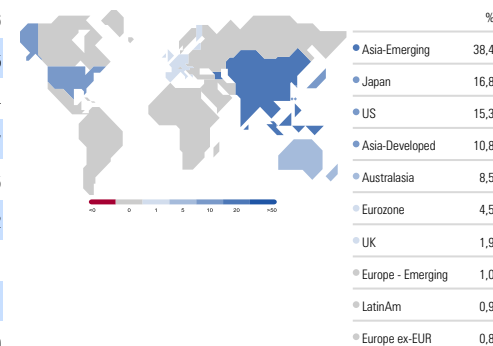


Största innehav

Company	Sector	Weight %
Taiwan Semiconductor Manufacturing Co Ltd	Technology	7,6
Tencent Holdings Ltd	Communication Services	4,5
Alibaba Group Holding Ltd Ordinary Shares	Consumer Cyclical	4,4
Reliance Industries Ltd	Energy	2,7
AIA Group Ltd	Financial Services	2,5
East Japan Railway Co	Industrials	2,2
Commonwealth Bank of Australia	Financial Services	2,1
Meituan Class B	Consumer Cyclical	2,1
Shin-Etsu Chemical Co Ltd	Basic Materials	2,0
Sony Group Corp	Technology	1,9

Intäkter exponering, Region

Portfolio Date: 2022-07-31



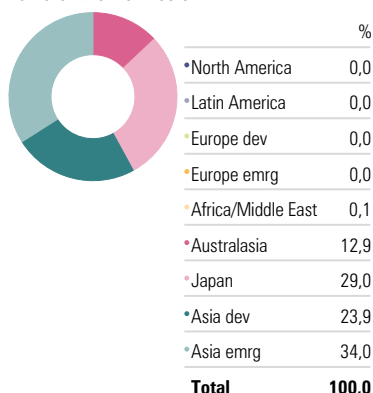
Riskindikatorer

Time Period: 2020-09-01 to 2022-08-31

	Fond	Index
Std Dev	8,1	8,4
Excess Return	-0,4	0,0
Information Ratio (arith)	-0,16	—
Sharpe Ratio	0,84	0,85
Tracking Error	2,2	0,0
Alpha	0,12	0,00
Beta	0,93	1,00
R2	93,3	100,0

Regioner

Portfolio Date: 2022-08-31



Hållbarhetsrating



Koldioxidrisker

Portfolio Date: 2022-06-30

Low Carbon Designation



Morningstar carbon metrics are asset-weighted portfolio calculations based on Sustainalytics' company Carbon Risk Rating. To receive the Morningstar® Low Carbon Designation™, a fund must have a 12-month average Portfolio Carbon Risk Score below 10 and a 12-month average Fossil Fuel Involvement of less than 7% of assets. This signal helps investors easily identify funds that are well-positioned to transition to a low-carbon economy.

Månadsrapport

AMF Aktiefond Europa



As of 2022-08-31

Översikt

Morningstar Rating 3 Yr	★★★★
Morningstar Rating Overall	★★★★
Inception Date	1999-04-30
Fund Size (Mil)	6 021,1
NAV	253,91
Cash %	1,5
% Asset in Top 10 Holdings	39,4
# of Holdings	93
Manager Name	Rickard Alte, Martin Siwmark

Kalenderavkastning %

	YTD	2021	2020	2019	2018	2017
Aktiefond-Europa	-10,8	23,1	1,1	29,6	-8,9	12,1
MSCI ACWI ESG Leaders Europe NR (omräkn.sek)	-12,7	28,2	-4,8	32,5	-6,2	11,8

Rullande avkastning, Årsbasis %

	1 Year	3 Years	5 Years	10 Years	15 Years
Aktiefond-Europa	-7,5	5,6	6,8	10,5	4,3
MSCI ACWI ESG Leaders Europe NR (omräkn.sek)	-8,1	4,9	7,3	9,9	3,3

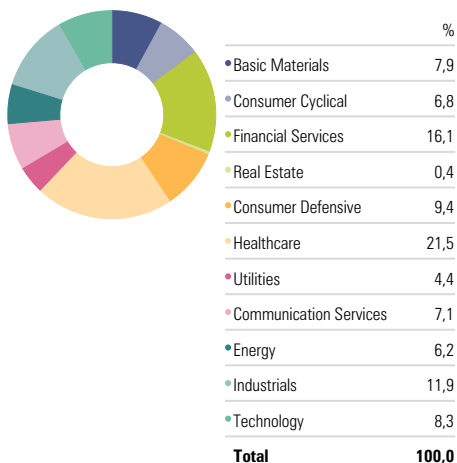
Utveckling

Time Period: 1999-04-30 to 2022-08-31



Aktiefond-Europa 273,8% MSCI ACWI ESG Leaders Europe NR (omräkn.sek) 174,1%

Sektorer

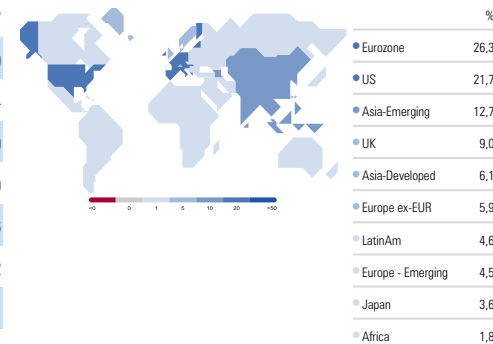


Största innehav

Company	Sector	Vikt %
AstraZeneca PLC	Healthcare	6,7
Roche Holding AG	Healthcare	4,9
ASML Holding NV	Technology	4,4
Novo Nordisk A/S Class B	Healthcare	3,9
TotalEnergies SE	Energy	3,9
Allianz SE	Financial Services	3,6
Air Liquide SA	Basic Materials	3,2
SAP SE	Technology	3,1
Lloyds Banking Group PLC	Financial Services	2,8
Reckitt Benckiser Group PLC	Consumer Defensive	2,7

Intäkter exponering, Region

Portfolio Date: 2022-07-31



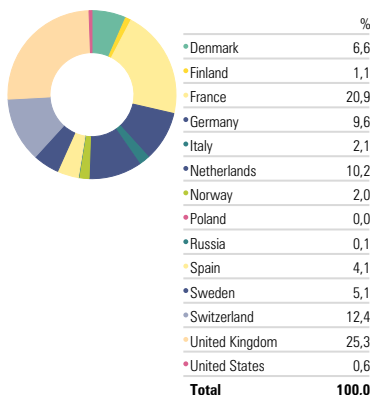
Riskindikatorer

Time Period: 2020-09-01 to 2022-08-31

	Fond	Index
Std Dev	14,5	14,4
Excess Return	0,2	0,0
Information Ratio (arith)	0,05	—
Sharpe Ratio	0,66	0,65
Tracking Error	3,0	0,0
Alpha	0,31	0,00
Beta	0,98	1,00
R2	95,7	100,0

Länder

Portfolio Date: 2022-08-31



Hållbarhetsrating



Koldioxidrisker

Portfolio Date: 2022-06-30

No Designation

Morningstar carbon metrics are asset-weighted portfolio calculations based on Sustainalytics' company Carbon Risk Rating. To receive the Morningstar® Low Carbon Designation™, a fund must have a 12-month average Portfolio Carbon Risk Score below 10 and a 12-month average Fossil Fuel Involvement of less than 7% of assets. This signal helps investors easily identify funds that are well-positioned to transition to a low-carbon economy.

Månadsrapport

AMF Aktiefond Global



As of 2022-08-31

Översikt

Morningstar Rating 3 Yr	★★★★★
Morningstar Rating Overall	★★★★★
Inception Date	2001-11-15
Fund Size (Mil)	27 437,5
NAV	279,81
Cash %	4,1
% Asset in Top 10 Holdings	25,9
# of Holdings	154
Manager Name	Björn Lind, Ulf Alexandersson

Kalenderavkastning %

	YTD	2021	2020	2019	2018	2017
Aktiefond-Global	-4,8	33,3	5,2	34,7	-1,1	10,1
MSCI ACWI ESG Leaders NR (omräkn.sek)	-5,7	33,2	1,8	34,3	-1,1	10,9

Utveckling

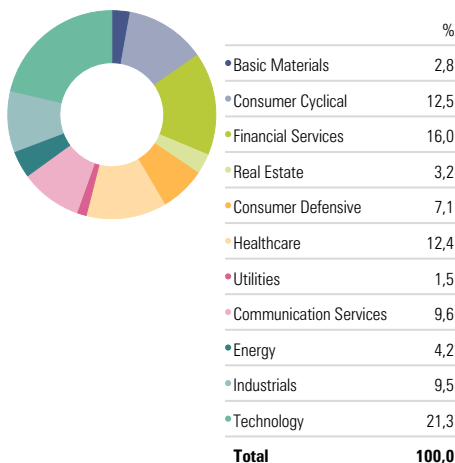
Time Period: 2001-11-15 to 2022-08-31



Rullande avkastning, Årsbasis %

	1 Year	3 Years	5 Years	10 Years	15 Years
Aktiefond-Global	3,7	12,2	14,5	14,5	8,5
MSCI ACWI ESG Leaders NR (omräkn.sek)	1,9	10,7	13,5	14,2	8,5

Sektorer

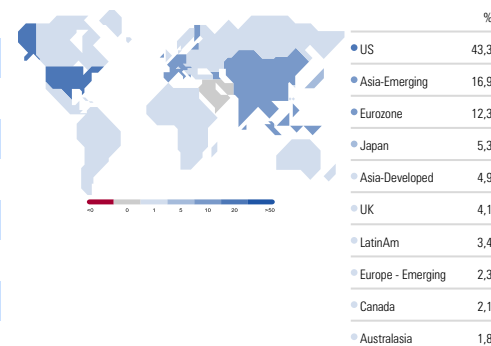


Största innehav

Company	Sector	Wgt %
Microsoft Corp	Technology	7,5
Alphabet Inc Class C	Communication Services	3,0
Berkshire Hathaway Inc Class B	Financial Services	2,6
Tesla Inc	Consumer Cyclical	2,5
Alphabet Inc Class A	Communication Services	2,3
Coca-Cola Co	Consumer Defensive	2,2
McDonald's Corp	Consumer Cyclical	2,2
Procter & Gamble Co	Consumer Defensive	2,2
Thermo Fisher Scientific Inc	Healthcare	1,8
Taiwan Semiconductor Manufacturing Co Ltd	Technology	1,8

Intäkter exponering, Region

Portfolio Date: 2022-07-31



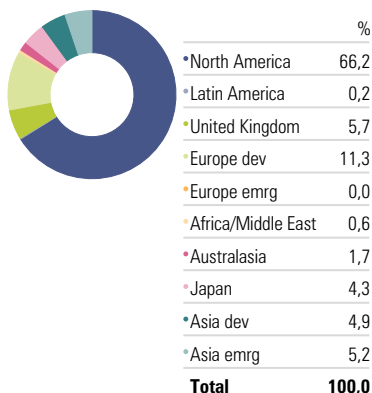
Riskindikatorer

Time Period: 2020-09-01 to 2022-08-31

	Fond	Index
Std Dev	10,7	11,2
Excess Return	0,6	0,0
Information Ratio (arith)	0,37	—
Sharpe Ratio	1,40	1,31
Tracking Error	1,5	0,0
Alpha	1,16	0,00
Beta	0,95	1,00
R2	98,2	100,0

Regioner

Portfolio Date: 2022-08-31



Hållbarhetsrating



Koldioxidrisker

Portfolio Date: 2022-06-30

Low Carbon Designation



Morningstar carbon metrics are asset-weighted portfolio calculations based on Sustainalytics' company Carbon Risk Rating. To receive the Morningstar® Low Carbon Designation™, a fund must have a 12-month average Portfolio Carbon Risk Score below 10 and a 12-month average Fossil Fuel Involvement of less than 7% of assets. This signal helps investors easily identify funds that are well-positioned to transition to a low-carbon economy.

Månadsrapport

AMF Aktiefond Nordamerika



As of 2022-08-31

Översikt

Morningstar Rating 3 Yr	★★★★★
Morningstar Rating Overall	★★★★★
Inception Date	2007-09-24
Fund Size (Mil)	5 274,2
NAV	463,11
Cash %	0,3
% Asset in Top 10 Holdings	41,0
# of Holdings	79
Manager Name	Ulf Alexandersson, Björn Lind

Kalenderavkastning %

	YTD	2021	2020	2019	2018	2017
Aktiefond-Nordamerika	-4,6	46,2	6,2	39,0	5,3	6,9
MSCI ESG Leaders USA NR (omräkn.sek)	-4,7	44,6	3,7	38,2	4,3	8,0

Utveckling

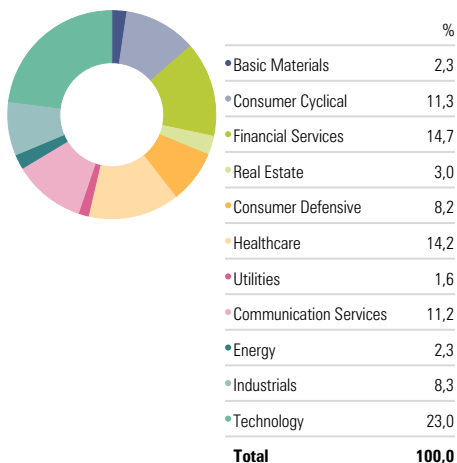
Time Period: 2007-09-24 to 2022-08-31



Rullande avkastning, Årsbasis %

	1 Year	3 Years	5 Years	10 Years	15 Years
Aktiefond-Nordamerika	6,9	15,7	19,3	18,1	—
MSCI ESG Leaders USA NR (omräkn.sek)	6,4	14,6	18,2	17,9	—

Sektorer

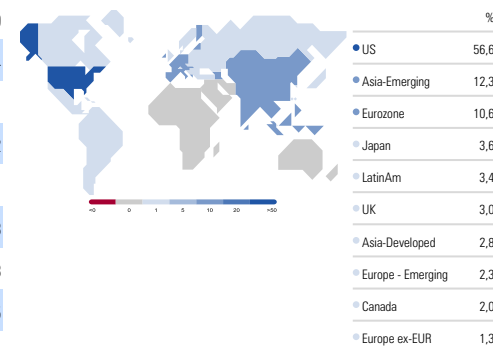


Största innehav

Company	Sector	Vikt %
Microsoft Corp	Technology	9,9
Alphabet Inc Class C	Communication Services	8,4
Tesla Inc	Consumer Cyclical	4,1
PepsiCo Inc	Consumer Defensive	3,2
Procter & Gamble Co	Consumer Defensive	3,1
Eli Lilly and Co	Healthcare	2,8
Visa Inc Class A	Financial Services	2,8
Thermo Fisher Scientific Inc	Healthcare	2,5
McDonald's Corp	Consumer Cyclical	2,3
NVIDIA Corp	Technology	2,1

Intäkter exponering, Region

Portfolio Date: 2022-07-31



Riskindikatorer

Time Period: 2020-09-01 to 2022-08-31

	Fond	Index
Std Dev	13,9	13,6
Excess Return	0,7	0,0
Information Ratio (arith)	0,37	—
Sharpe Ratio	1,39	1,37
Tracking Error	1,8	0,0
Alpha	0,45	0,00
Beta	1,01	1,00
R2	98,2	100,0

Hållbarhetsrating



Koldioxidrisker

Portfolio Date: 2022-06-30

Low Carbon Designation



Morningstar carbon metrics are asset-weighted portfolio calculations based on Sustainalytics' company Carbon Risk Rating. To receive the Morningstar® Low Carbon Designation™, a fund must have a 12-month average Portfolio Carbon Risk Score below 10 and a 12-month average Fossil Fuel Involvement of less than 7% of assets. This signal helps investors easily identify funds that are well-positioned to transition to a low-carbon economy.

Månadsrapport

AMF Aktiefond Småbolag



As of 2022-08-31

Översikt

Morningstar Rating 3 Yr	★★★
Morningstar Rating Overall	★★★
Inception Date	2004-05-17
Fund Size (Mil)	17 300,0
NAV	1 099,48
Cash %	1,6
% Asset in Top 10 Holdings	31,1
# of Holdings	69
Manager Name	Angelica Hanson, Tomas Risbecker

Kalenderavkastning %

	YTD	2021	2020	2019	2018	2017
Aktiefond-Småbolag	-36,7	48,7	41,5	42,2	-2,6	9,6
Carnegie Small Cap Return Sweden	-31,0	37,1	23,0	43,2	-0,2	8,8

Rullande avkastning, Årsbasis %

	1 Year	3 Years	5 Years	10 Years	15 Years
Aktiefond-Småbolag	-31,6	14,9	13,3	17,7	11,4
Carnegie Small Cap Return Sweden	-28,3	9,8	11,2	16,8	10,9

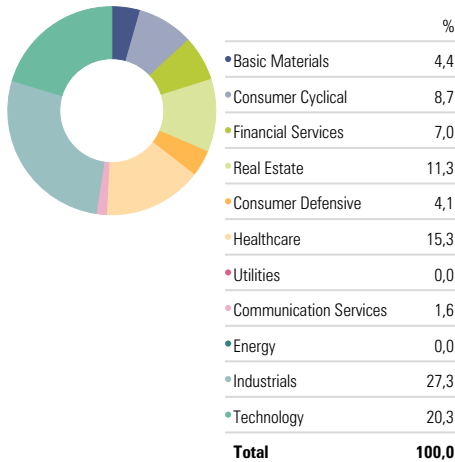
Utveckling

Time Period: 2004-05-17 to 2022-08-31



Aktiefond-Småbolag 1 239,5% Carnegie Small Cap Return Sweden 1 079,0%

Sektorer

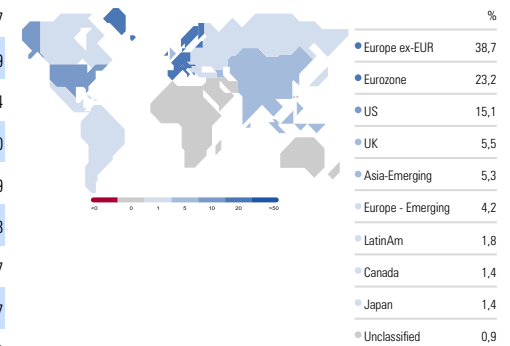


Största innehav

Company	Sector	Vikt %
Hexatronic Group AB	Technology	4,7
Axfood AB	Consumer Defensive	3,9
Trelleborg AB Class B	Industrials	3,4
Beijer Ref AB Class B	Industrials	3,0
Sectra AB Class B	Healthcare	2,9
Sweco AB Class B	Industrials	2,8
HMS Networks AB	Technology	2,7
Addnode Group AB Class B	Technology	2,7
Avanza Bank Holding AB	Financial Services	2,6
NCAB Group AB	Technology	2,4

Intäkter exponering, Region

Portfolio Date: 2022-08-31



Riskindikatorer

Time Period: 2020-09-01 to 2022-08-31

	Fond	Index
Std Dev	29,3	25,7
Excess Return	1,3	0,0
Information Ratio (arith)	0,22	—
Sharpe Ratio	0,34	0,30
Tracking Error	6,0	0,0
Alpha	1,33	0,00
Beta	1,12	1,00
R2	97,0	100,0

Hållbarhetsrating



Koldioxidrisker

Portfolio Date: 2022-06-30

No Designation

Morningstar carbon metrics are asset-weighted portfolio calculations based on Sustainalytics' company Carbon Risk Rating. To receive the Morningstar® Low Carbon Designation™, a fund must have a 12-month average Portfolio Carbon Risk Score below 10 and a 12-month average Fossil Fuel Involvement of less than 7% of assets. This signal helps investors easily identify funds that are well-positioned to transition to a low-carbon economy.

Månadsrapport AMF Aktiefond Sverige



As of 2022-08-31

Översikt

Morningstar Rating 3 Yr	★★
Morningstar Rating Overall	★★
Inception Date	1998-12-30
Fund Size (Mil)	35 698,0
NAV	730,36
Cash %	1,2
% Asset in Top 10 Holdings	48,0
# of Holdings	49
Manager Name	Tomas Risbecker, Dick Bergqvist

Kalenderavkastning %

	YTD	2021	2020	2019	2018	2017
Aktiefond-Sverige	-29,2	40,5	11,7	25,7	-4,9	7,9
SIXPRX	-25,0	39,3	14,8	35,0	-4,6	10,0

Rullande avkastning, Årsbasis %

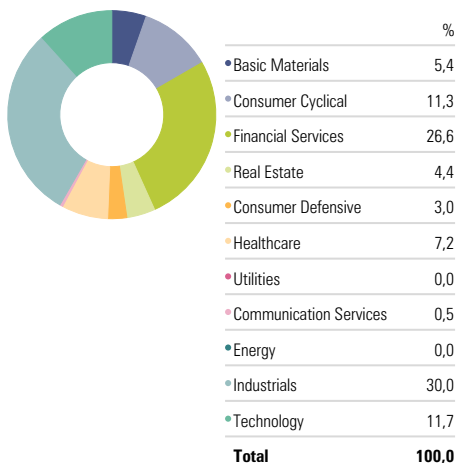
	1 Year	3 Years	5 Years	10 Years	15 Years
Aktiefond-Sverige	-24,8	6,7	6,4	10,3	6,8
SIXPRX	-21,0	10,6	9,8	11,8	7,7

Utveckling

Time Period: 1998-12-31 to 2022-08-31



Sektorer

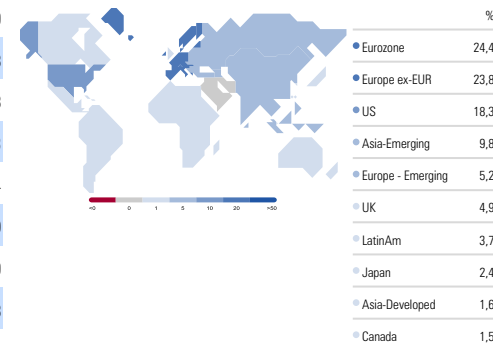


Största innehav

Company	Sector	Vikt %
Volvo AB Class B	Industrials	6,9
Investor AB A	Financial Services	6,8
Skandinaviska Enskilda Banken AB Class A	Financial Services	6,8
Atlas Copco AB Class B	Industrials	5,3
Hexagon AB Class B	Technology	4,4
Epiroc AB Share B	Industrials	4,0
Indutrade AB	Industrials	3,9
Telefonaktiebolaget L M Ericsson Class B	Technology	3,8
Autoliv Inc Shs Swedish Depository Receipt	Consumer Cyclical	3,2
NIBE Industrier AB Class B	Industrials	3,0

Intäkter exponering, Region

Portfolio Date: 2022-08-31



Riskindikatorer

Time Period: 2020-09-01 to 2022-08-31

	Fond	Index
Std Dev	23,7	22,1
Excess Return	-2,9	0,0
Information Ratio (arith)	-0,96	—
Sharpe Ratio	0,32	0,45
Tracking Error	3,0	0,0
Alpha	-3,03	0,00
Beta	1,07	1,00
R2	98,8	100,0

Hållbarhetsrating



Koldioxidrisker

Portfolio Date: 2022-06-30

Low Carbon Designation



Morningstar carbon metrics are asset-weighted portfolio calculations based on Sustainalytics' company Carbon Risk Rating. To receive the Morningstar® Low Carbon Designation™, a fund must have a 12-month average Portfolio Carbon Risk Score below 10 and a 12-month average Fossil Fuel Involvement of less than 7% of assets. This signal helps investors easily identify funds that are well-positioned to transition to a low-carbon economy.

Månadsrapport

AMF Aktiefond Tillväxtmarknader



As of 2022-08-31

Översikt

Morningstar Rating 3 Yr	—
Morningstar Rating Overall	—
Inception Date	2019-12-11
Fund Size (Mil)	1 950,9
NAV	111,77
Cash %	0,6
% Asset in Top 10 Holdings	41,0
# of Holdings	168
Manager Name	Henrik Oh, Martin Siwmark

Kalenderavkastning %

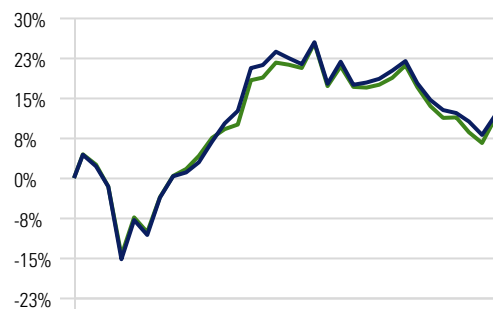
	YTD	2021	2020	2019	2018	2017
Aktiefond-Tillväxtmarknader	-7,0	6,7	7,9	—	—	—
MSCI Emerging Markets ESG Leaders NR (omräkn.sek)	-6,4	8,0	5,4	—	—	—

Rullande avkastning, Årsbasis %

	1 Year	3 Years	5 Years	10 Years	15 Years
Aktiefond-Tillväxtmarknader	-8,3	—	—	—	—
MSCI Emerging Markets ESG Leaders NR (omräkn.s)	-8,0	—	—	—	—

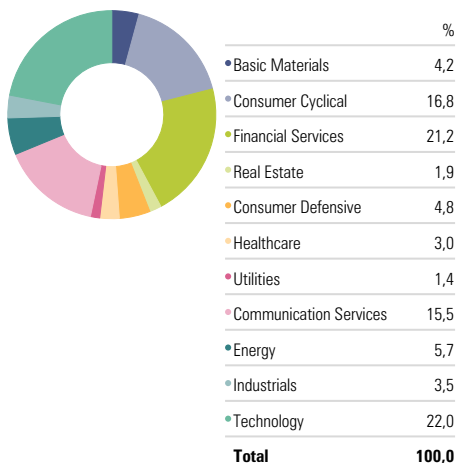
Utveckling

Time Period: 2019-12-11 to 2022-08-31



Aktiefond-Tillväxtmarknader 11,8% MSCI Emerging Markets ESG Leaders NR (omräkn.sek) 11,2%

Sektorer

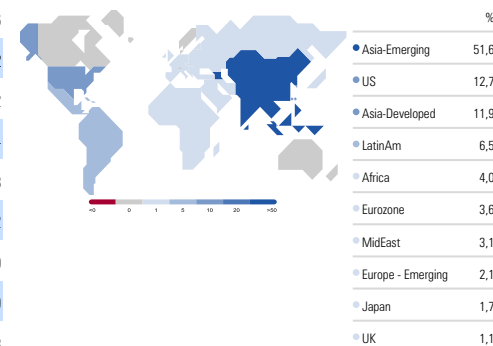


Största innehav

Company	Sector	Vikt %
Taiwan Semiconductor Manufacturing Co Ltd	Technology	8,6
Tencent Holdings Ltd	Communication Services	7,2
Alibaba Group Holding Ltd Ordinary Shares	Consumer Cyclical	6,2
Reliance Industries Ltd	Energy	4,4
Meituan Class B	Consumer Cyclical	2,8
Infosys Ltd	Technology	2,2
Chailease Holding Co Ltd	Financial Services	1,9
China Construction Bank Corp Class H	Financial Services	1,9
Housing Development Finance Corp Ltd	Financial Services	1,8
MediaTek Inc	Technology	1,8

Intäkter exponering, Region

Portfolio Date: 2022-08-31



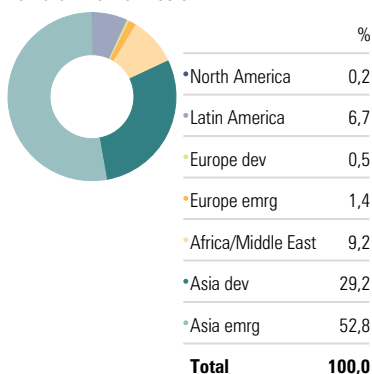
Riskindikatorer

Time Period: 2020-09-01 to 2022-08-31

	Fond	Index
Std Dev	10,3	10,6
Excess Return	0,6	0,0
Information Ratio (arith)	0,25	—
Sharpe Ratio	0,56	0,50
Tracking Error	2,3	0,0
Alpha	0,76	0,00
Beta	0,96	1,00
R2	95,3	100,0

Regioner

Portfolio Date: 2022-08-31



Hållbarhetsrating



Koldioxidrisker

Portfolio Date:

No Designation

Morningstar carbon metrics are asset-weighted portfolio calculations based on Sustainalytics' company Carbon Risk Rating. To receive the Morningstar® Low Carbon Designation™, a fund must have a 12-month average Portfolio Carbon Risk Score below 10 and a 12-month average Fossil Fuel Involvement of less than 7% of assets. This signal helps investors easily identify funds that are well-positioned to transition to a low-carbon economy.

Månadsrapport

AMF Aktiefond Världen



As of 2022-08-31

Översikt

Morningstar Rating 3 Yr	★★★
Morningstar Rating Overall	★★★
Inception Date	1998-12-30
Fund Size (Mil)	43 469,2
NAV	537,97
Cash %	4,4
% Asset in Top 10 Holdings	24,1
# of Holdings	199
Manager Name	Björn Lind, Tomas Risbecker

Kalenderavkastning %

	YTD	2021	2020	2019	2018	2017
Aktiefond-Världen	-19,0	37,3	8,0	28,3	-3,7	8,1
SIXRX 60%, MSCI ACWI ESG Leaders NR (omräkn.sek)	40%	-17,6	37,0	9,6	34,8	-3,2

Rullande avkastning, Årsbasis %

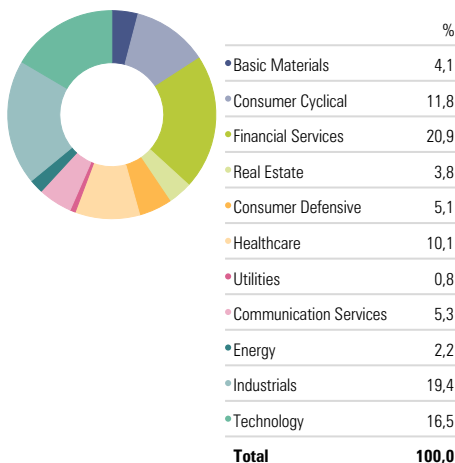
	1 Year	3 Years	5 Years	10 Years	15 Years
Aktiefond-Världen	-13,2	8,9	9,3	11,9	7,3
SIXRX 60%, MSCI ACWI ESG Leaders NR (omräkn.s	-12,2	10,9	11,4	12,8	8,2

Utveckling

Time Period: 1998-12-31 to 2022-08-31



Sektorer

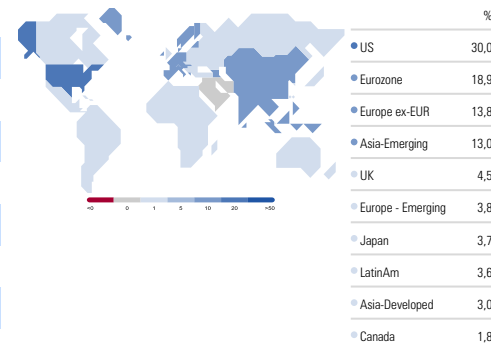


Största innehav

Company	Sector	Vikt %
Microsoft Corp	Technology	3,6
Volvo AB Class B	Industrials	3,3
Skandinaviska Enskilda Banken AB Class A	Financial Services	3,2
Investor AB A	Financial Services	3,0
Atlas Copco AB Class B	Industrials	2,5
AstraZeneca PLC	Healthcare	2,1
Hexagon AB Class B	Technology	2,1
Indutrade AB	Industrials	2,0
Epiroc AB Share B	Industrials	1,9
Telefonaktiebolaget L M Ericsson Class B	Technology	1,8

Intäkter exponering, Region

Portfolio Date: 2022-07-31



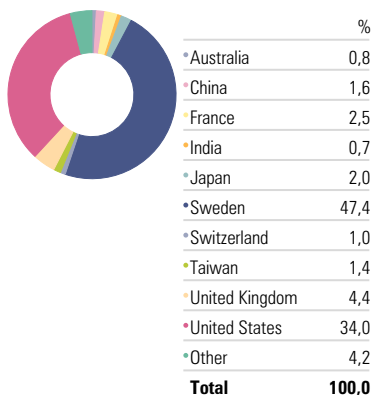
Riskindikatorer

Time Period: 2020-09-01 to 2022-08-31

	Fond	Index
Std Dev	17,3	17,2
Excess Return	-1,2	0,0
Information Ratio (arith)	-0,77	—
Sharpe Ratio	0,62	0,69
Tracking Error	1,6	0,0
Alpha	-1,13	0,00
Beta	1,00	1,00
R2	99,2	100,0

Länder

Portfolio Date: 2022-08-31



Hållbarhetsrating



Koldioxidrisker

Portfolio Date: 2022-06-30

Low Carbon Designation



Managers carbon metrics are asset-weighted portfolio calculations based on Sustainalytics' company Carbon Risk Rating. To receive the Morningstar® Low Carbon Designation™, a fund must have a 12-month average Portfolio Carbon Risk Score below 10 and a 12-month average Fossil Fuel Involvement of less than 7% of assets. This signal helps investors easily identify funds that are well-positioned to transition to a low-carbon economy.

Månadsrapport AMF Balansfond



As of 2022-08-31

Översikt

Morningstar Rating 3 Yr	★★★★
Morningstar Rating Overall	★★★★★
Inception Date	1998-12-30
Fund Size (Mil)	24 304,2
NAV	338,63
Cash %	1,7
Modified duration, %	3,19
% Asset in Top 10 Holdings	20,4
# of Holdings	281
Manager Name	Björn Lind, Tomas Risbecker

Kalenderavkastning %

	YTD	2021	2020	2019	2018	2017
Balansfonden	-15,6	22,4	6,0	16,9	-1,9	5,2
Index Balansfonden	-14,3	20,8	7,3	20,5	-1,5	6,4

Indexet består av Handelsbanken Markets Combined Sweden All Bonds 40%, SIXRX 40%, MSCI ACWI ESG Leaders NR (omräkn Sek) 20%

Rullande avkastning, Årsbasis %

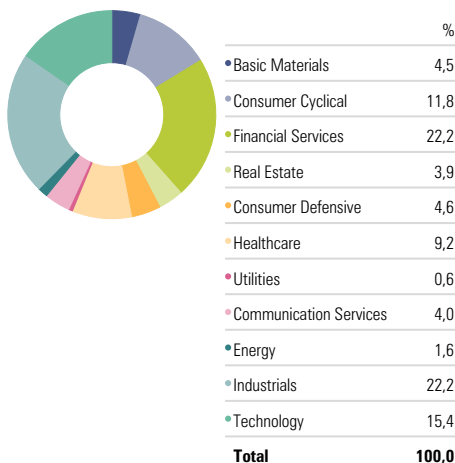
	1 Year	3 Years	5 Years	10 Years	15 Years
Balansfonden	-12,1	4,4	5,3	7,6	6,1
Index Balansfonden	-11,3	5,4	6,4	7,9	6,2

Utveckling

Time Period: 1998-12-31 to 2022-08-31



Sektorer, Aktier

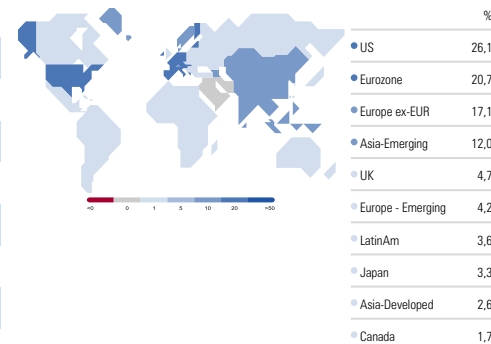


Största innehav

Company	Sector	Vikt %
Volvo AB Class B	Industrials	2,5
Investor AB A	Financial Services	2,5
Skandinaviska Enskilda Banken AB Class A	Financial Services	2,4
Atlas Copco AB Class B	Industrials	1,9
Swedish Covered Bond Corporation 1%	—	1,7
Hexagon AB Class B	Technology	1,6
Lansforsäkringar Hypotek AB 1.25%	—	1,6
Microsoft Corp	Technology	1,5
Indutrade AB	Industrials	1,5
Epiroc AB Share B	Industrials	1,4

Intäkter exponering, Region

Portfolio Date: 2022-07-31



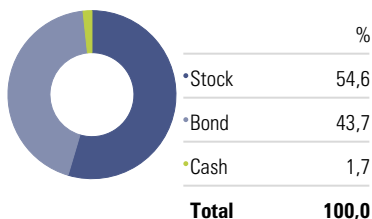
Riskindikatorer

Time Period: 2020-09-01 to 2022-08-31

	Fond	Index
Std Dev	12,0	11,5
Excess Return	-0,1	0,0
Information Ratio (arith)	-0,11	—
Sharpe Ratio	0,44	0,46
Tracking Error	1,1	0,0
Alpha	-0,26	0,00
Beta	1,04	1,00
R2	99,2	100,0

Allokering

Portfolio Date: 2022-08-31



Hållbarhetsrating



Koldioxidrisker

Portfolio Date: 2022-06-30

Low Carbon Designation



Morningstar carbon metrics are asset-weighted portfolio calculations based on Sustainalytics' company Carbon Risk Rating. To receive the Morningstar® Low Carbon Designation™, a fund must have a 12-month average Portfolio Carbon Risk Score below 10 and a 12-month average Fossil Fuel Involvement of less than 7% of assets. This signal helps investors easily identify funds that are well-positioned to transition to a low-carbon economy.

Månadsrapport

AMF Företagsobligationsfond



As of 2022-08-31

Översikt

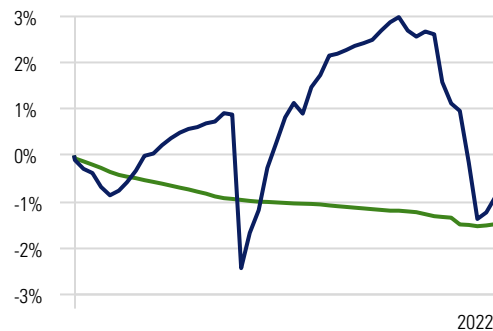
Morningstar Rating 3 Yr	★★★
Morningstar Rating Overall	★★★
Inception Date	2018-08-29
Fund Size (Mil)	810,4
NAV	99,10
Cash %	4,2
% Asset in Top 10 Holdings	18,5
# of Holdings	39
Manager Name	Johan Moeschlin, Charlotte Sillén

Kalenderavkastning %

	YTD	2021	2020	2019	2018	2017
Företagsobligationsfond	-3,5	0,9	1,0	1,6	—	—
Handelsbanken Markets Sweden All Treasury Bills	-0,2	-0,2	-0,2	-0,5	—	—

Utveckling

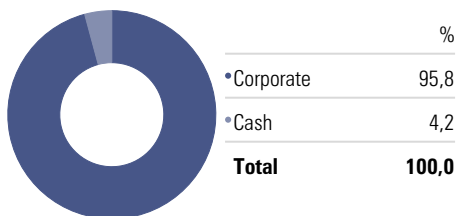
Time Period: 2018-08-29 to 2022-08-31



Rullande avkastning, Årsbasis %

	1 Year	3 Years	5 Years	10 Years	15 Years
Företagsobligationsfond	-3,7	-0,5	—	—	—
Handelsbanken Markets Sweden All Treasury Bills	-0,3	-0,3	—	—	—

Sektorer

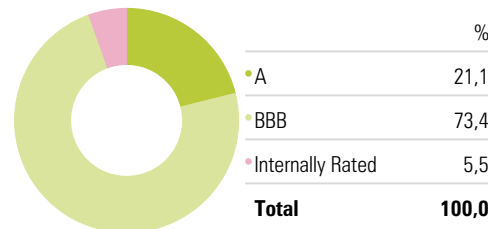


Största innehav

	Vikt %
Skandinaviska Enskilda Banken AB (publ) 0%	5,5
Scania CV AB 0.75%	3,1
Svensk Fastighetsfinansiering AB 1.05%	2,9
Tele2 AB (publ) 1.38%	2,9
Atrium Ljungberg AB 1.12%	2,9
Svensk Fastighetsfinansiering AB 1.45%	2,5
Hexagon AB 1.13%	2,3
Willhem Ab (Publ) 0.87%	2,2
Fastighets AB Balder 1.39%	2,2
Lansforsakringar Bank Aktiebolag (Publ) 1.25%	1,7

Rating

Portfolio Date: 2022-08-31



Riskindikatorer

Time Period: 2020-09-01 to 2022-08-31

	Fond	Index
Std Dev	1,6	0,1
Excess Return	-0,6	0,0
Information Ratio (arith)	-0,40	—
Sharpe Ratio	-0,41	-0,73
Tracking Error	1,6	0,0
Alpha	-0,57	0,00
Beta	2,62	1,00
R2	0,5	100,0

Riskmått

Duration	0,66
Modified duration, %	0,64
Modified duration credits, %	0,64
Yield, %	3,21
Average time to maturity	2,74

Hållbarhetsrating



Koldioxidrisk

Portfolio Date: 2022-06-30

No Designation

Morningstar carbon metrics are asset-weighted portfolio calculations based on Sustainalytics' company Carbon Risk Rating. To receive the Morningstar® Low Carbon Designation™, a fund must have a 12-month average Portfolio Carbon Risk Score below 10 and a 12-month average Fossil Fuel Involvement of less than 7% of assets. This signal helps investors easily identify funds that are well-positioned to transition to a low-carbon economy.

Månadsrapport

AMF Räntefond Kort



As of 2022-08-31

Översikt

Morningstar Rating 3 Yr	—
Morningstar Rating Overall	—
Inception Date	2004-05-17
Fund Size (Mil)	7 337,5
NAV	110,29
Cash %	1,3
% Asset in Top 10 Holdings	18,8
# of Holdings	30
Manager Name	Johan Moeschlin, Charlotte Sillén

Kalenderavkastning %

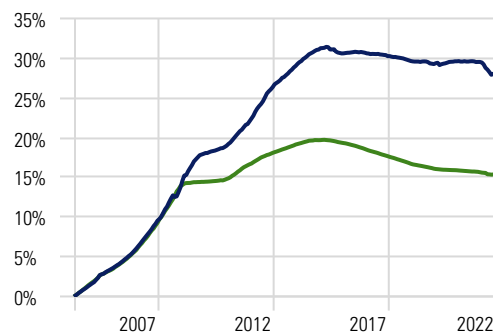
	YTD	2021	2020	2019	2018	2017
Räntefond-Kort	-1,1	-0,1	0,3	-0,3	-0,5	-0,3
Handelsbanken Markets Sweden All Treasury Bills	-0,2	-0,2	-0,2	-0,5	-0,8	-0,8

Rullande avkastning, Årsbasis %

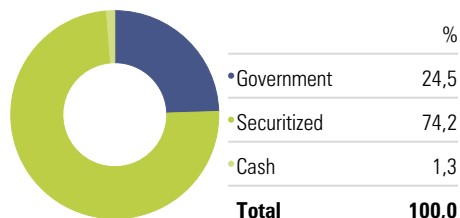
	1 Year	3 Years	5 Years	10 Years	15 Years
Räntefond-Kort	-1,1	-0,4	-0,4	0,2	1,1
Handelsbanken Markets Sweden All Treasury Bills	-0,3	-0,3	-0,4	-0,2	0,4

Utveckling

Time Period: 2004-05-17 to 2022-08-31



Sektorer

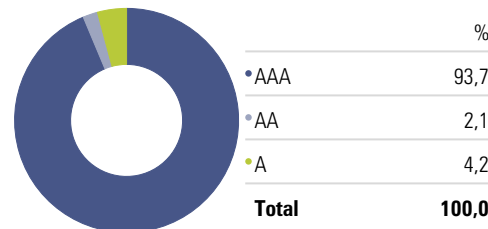


Största innehav

	Vikt %
Kommuninvest I Sverige AB 1%	9,1
DnB Boligkreditt AS 0.75%	4,8
Landshypotek Bank AB (publ) 0.75%	4,7
Lansforsäkringar Hypotek AB 1.25%	4,4
African Development Bank 0.24%	4,0
Sweden (Kingdom Of) 1.5%	3,6
Skandinaviska Enskilda Banken AB (publ) 1.5%	2,8
Kommuninvest I Sverige AB 0.75%	2,7
Kommunalbanken AS 0.77%	2,6
Asian Development Bank 0.37%	1,3

Rating

Portfolio Date: 2022-08-31



Riskindikatorer

Time Period: 2020-09-01 to 2022-08-31

	Fond	Index
Std Dev	0,4	0,1
Excess Return	-0,3	0,0
Information Ratio (arith)	-0,82	—
Sharpe Ratio	-0,89	-0,73
Tracking Error	0,4	0,0
Alpha	-0,27	0,00
Beta	2,00	1,00
R2	5,3	100,0

Riskmått

Duration	0,38
Modified duration, %	0,37
Modified duration credits, %	0,51
Yield, %	1,81
Average time to maturity	2,17

Hållbarhetsrating



Koldioxidrisker

Portfolio Date: 2022-06-30

No Designation

Morningstar carbon metrics are asset-weighted portfolio calculations based on Sustainalytics' company Carbon Risk Rating. To receive the Morningstar® Low Carbon Designation™, a fund must have a 12-month average Portfolio Carbon Risk Score below 10 and a 12-month average Fossil Fuel Involvement of less than 7% of assets. This signal helps investors easily identify funds that are well-positioned to transition to a low-carbon economy.

Månadsrapport

AMF Räntefond Lång



As of 2022-08-31

Översikt

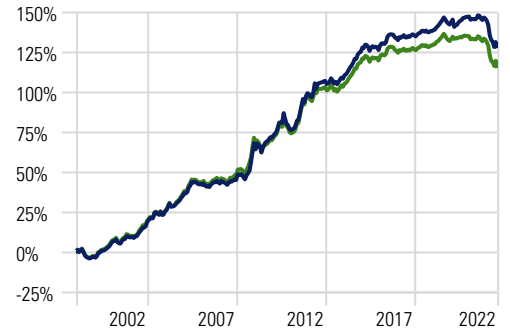
Morningstar Rating 3 Yr	★★★★★
Morningstar Rating Overall	★★★★★
Inception Date	1998-12-30
Fund Size (Mil)	7 658,9
NAV	139,88
Cash %	-11,4
% Asset in Top 10 Holdings	47,5
# of Holdings	78
Manager Name	Johan Moeschlin, Charlotte Sillén

Kalenderavkastning %

	YTD	2021	2020	2019	2018	2017
Räntefond-Lång	-7,5	-0,4	2,0	1,7	1,2	0,7
Handelsbanken Markets Combined Sweden All Bonds	-7,6	-1,0	1,4	1,2	1,0	0,4

Utveckling

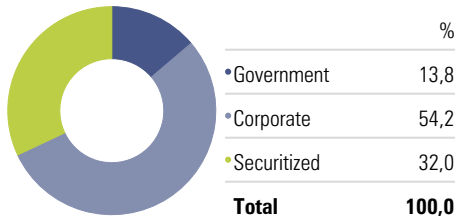
Time Period: 1998-12-31 to 2022-08-31



Rullande avkastning, Årsbasis %

	1 Year	3 Years	5 Years	10 Years	15 Years
Räntefond-Lång	-8,2	-2,7	-0,7	1,0	3,1
Handelsbanken Markets Combined Sweden All Bonds	-8,3	-3,1	-1,0	0,6	2,6

Sektorer

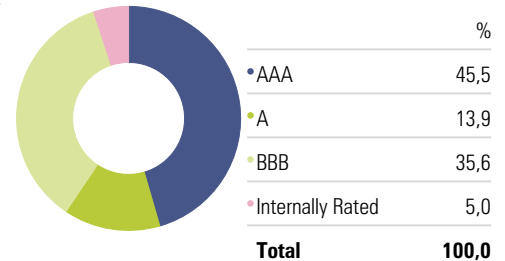


Största innehav

Innehav	Vikt %
Skandinaviska Enskilda Banken AB (publ) 1%	5,1
Lansforsakringar Hypotek AB 1.25%	4,8
Swedish Covered Bond Corporation 1%	4,4
Sweden (Kingdom Of) 0.75%	2,8
Swedish Covered Bond Corporation 2%	2,7
Skandinaviska Enskilda Banken AB (publ) 1%	2,7
Sweden (Kingdom Of) 1%	2,6
Skandinaviska Enskilda Banken AB (publ) 1%	2,5
Landshypotek Bank AB (publ) 0.14%	2,5
Sweden (Kingdom Of) 2.5%	2,1

Rating

Portfolio Date: 2022-08-31



Riskindikatorer

Time Period: 2020-09-01 to 2022-08-31

	Fond	Index
Std Dev	3,0	3,1
Excess Return	0,5	0,0
Information Ratio (arith)	0,95	—
Sharpe Ratio	-1,16	-1,28
Tracking Error	0,5	0,0
Alpha	0,32	0,00
Beta	0,95	1,00
R2	97,0	100,0

Riskmått

Duration	3,48
Modified duration, %	3,38
Modified duration credits, %	2,15
Yield, %	3,15
Average time to maturity	3,59

Hållbarhetsrating



Koldioxidrisker

Portfolio Date: 2022-06-30

No Designation

Morningstar carbon metrics are asset-weighted portfolio calculations based on Sustainalytics' company Carbon Risk Rating. To receive the Morningstar® Low Carbon Designation™, a fund must have a 12-month average Portfolio Carbon Risk Score below 10 and a 12-month average Fossil Fuel Involvement of less than 7% of assets. This signal helps investors easily identify funds that are well-positioned to transition to a low-carbon economy.

Månadsrapport

AMF Räntefond Mix



As of 2022-08-31

Översikt

Morningstar Rating 3 Yr	—
Morningstar Rating Overall	—
Inception Date	2012-01-18
Fund Size (Mil)	3 328,8
NAV	110,46
Cash %	12,6
% Asset in Top 10 Holdings	8,8
# of Holdings	79
Manager Name	Johan Moeschlin, Charlotte Sillén

Kalenderavkastning %

	YTD	2021	2020	2019	2018	2017
Räntefond-Mix	-7,1	-1,8	2,7	1,7	0,0	-0,6
Index Räntefond-Mix	-7,2	-1,9	2,4	1,4	0,0	-0,7

Indexet består av Handelsb. Markets Sweden All Government Bonds 1-10 år 25%, JPM Germany Government index 1-10 år 25%, JPM UK Government index 1-10 år 25%, JPM US Treasury index 1-10 år 25%, hedgat till SEK

Rullande avkastning, Årsbasis %

	1 Year	3 Years	5 Years	10 Years	15 Years
Räntefond-Mix	-8,1	-2,7	-1,1	0,6	—
Index Räntefond-Mix	-8,2	-2,9	-1,3	0,3	—

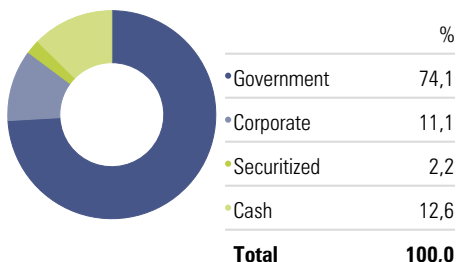
Utveckling

Time Period: 2012-01-18 to 2022-08-31



Räntefond-Mix 10,5% Index Räntefond-Mix 7,0%

Sektorer

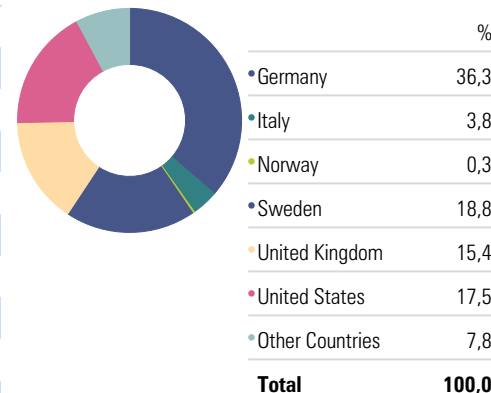


Största innehav

Innehav	Vikt %
Germany (Federal Republic Of) 0%	3,4
Germany (Federal Republic Of) 1%	3,2
Germany (Federal Republic Of) 0.5%	3,1
European Investment Bank 1.5%	2,8
Sweden (Kingdom Of) 0.75%	2,8
United States Treasury Notes 2.75%	2,7
European Bank For Reconstruction & Development 0.88%	2,6
Italy (Republic Of) 2.45%	2,6
Germany (Federal Republic Of) 0%	2,5
Germany (Federal Republic Of) 1%	2,3

Länder

Portfolio Date: 2022-08-31



Riskindikatorer

Time Period: 2020-09-01 to 2022-08-31

	Fond	Index
Std Dev	3,0	3,4
Excess Return	0,2	0,0
Information Ratio (arith)	0,35	—
Sharpe Ratio	-1,37	-1,26
Tracking Error	0,6	0,0
Alpha	-0,36	0,00
Beta	0,87	1,00
R2	98,0	100,0

Riskmått

Duration	3,52
Modified duration, %	3,44
Modified duration credits, %	1,90
Yield, %	2,17
Average time to maturity	4,01

Hållbarhetsrating



Koldioxidrisker

Portfolio Date: 2022-06-30

No Designation

Morningstar carbon metrics are asset-weighted portfolio calculations based on Sustainalytics' company Carbon Risk Rating. To receive the Morningstar® Low Carbon Designation™, a fund must have a 12-month average Portfolio Carbon Risk Score below 10 and a 12-month average Fossil Fuel Involvement of less than 7% of assets. This signal helps investors easily identify funds that are well-positioned to transition to a low-carbon economy.

Månadsrapport

AMF Strategifond Global



As of 2022-08-31

Översikt

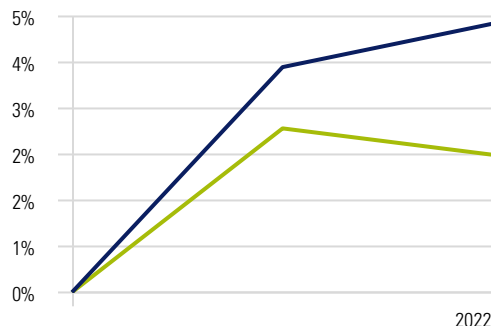
Morningstar Rating 3 Yr	—
Morningstar Rating Overall	—
Inception Date	2022-07-01
Fund Size (Mil)	319,0
NAV	104,38
Cash %	6,7
% Asset in Top 10 Holdings	94,6
# of Holdings	5
Manager Name	Magnus Jonasson, Thomas Nordahl

Kalenderavkastning %

	Från start	YTD	2021	2020	2019	2018
Strategifond Glob	4,4	—	—	—	—	—
MSCI ACWI ESG	2,2	—	—	—	—	—

Utveckling

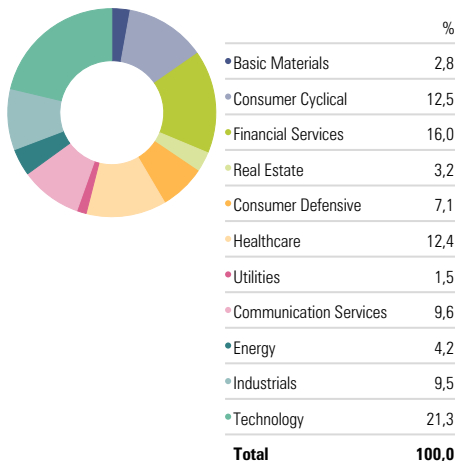
Time Period: 2022-07-01 to 2022-08-31



Rullande avkastning, Årsbasis %

	1 Year	3 Years	5 Years	10 Years	15 Years
Strategifond Global	—	—	—	—	—
MSCI ACWI ESG Leaders NR (omräkn.sek)	—	—	—	—	—

Sektorer Aktiefond-Global

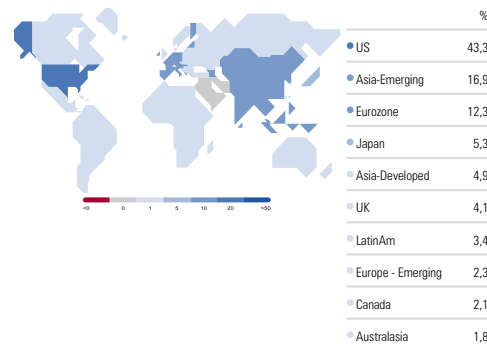


Största innehav Aktiefond-Global

Company	Sector	Weight %
Microsoft Corp	Technology	7,5
Alphabet Inc Class C	Communication Services	3,0
Berkshire Hathaway Inc Class B	Financial Services	2,6
Tesla Inc	Consumer Cyclical	2,5
Alphabet Inc Class A	Communication Services	2,3
Coca-Cola Co	Consumer Defensive	2,2
McDonald's Corp	Consumer Cyclical	2,2
Procter & Gamble Co	Consumer Defensive	2,2
Thermo Fisher Scientific Inc	Healthcare	1,8
Taiwan Semiconductor Manufacturing Co Ltd	Technology	1,8

Intäkter exponering, Region Aktiefond-Global

Portfolio Date: 2022-07-31

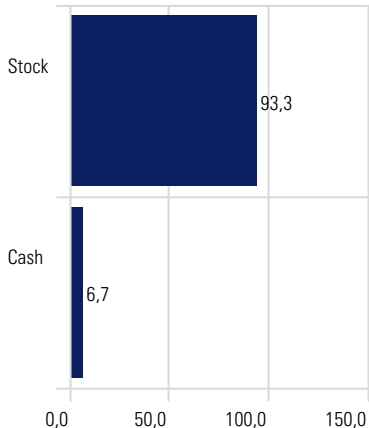


Riskindikatorer

Time Period: 2020-09-01 to 2022-08-31

	Fond	Index
Std Dev	—	—
Excess Return	—	—
Information Ratio (arith)	—	—
Sharpe Ratio	—	—
Tracking Error	—	—
Alpha	—	—
Beta	—	—
R2	—	—

Allokering



Hållbarhetsrating



Koldioxidrisker

Portfolio Date:

No Designation

Morningstar carbon metrics are asset-weighted portfolio calculations based on Sustainalytics' company Carbon Risk Rating. To receive the Morningstar® Low Carbon Designation™, a fund must have a 12-month average Portfolio Carbon Risk Score below 10 and a 12-month average Fossil Fuel Involvement of less than 7% of assets. This signal helps investors easily identify funds that are well-positioned to transition to a low-carbon economy.

Månadsrapport

As of 2022-08-31



DEFINITIONER

Std Dev (volatilitet) Std Dev är ett riskmått, som avser spridning kring förväntad avkastning. Ett stort spridningsmått innebär hög risk och vice versa. Till exempel innebär 10% volatilitet att avkastningen med två tredjedels sannolikhet kommer att hamna inom 10% från den förväntade avkastningen.

Excess Return Avser den värdeökning alternativt värdeminskning som uppstått under perioden utöver jämförelseindex

Information Ratio Information Ratio ställer en fonds uppnådda avkastning (utöver jämförelseindex) i relation till den aktiva risken. Måttet anger hur mycket extra avkastning som uppnåtts jämfört med hur mycket extra risk som tagits.

Sharpe Ratio Ställer avkastning i relation till den totala risken. Anger hur mycket avkastning, nedjusterad med den riskfria räntan, som uppnåtts i relation till hur mycket risk som tagits.

Tracking Error Mäter storleken på avvikelser mellan en fonds och dess jämförelseindex avkastning. Ett högt tracking error indikerar att förvaltningen avvikit mycket från den övriga marknaden, index. Till exempel innebär 5% tracking error att fondens avkastning, två år av tre, kommer att hamna inom ett intervall om 5% från dess jämförelseindex avkastning.

Alpha Beskriver den uppnådda över- eller underavkastning i förhållande till jämförelseindex med justering av beta, det vill säga med hänsyn till hur stor marknadsrisk som tagits. Om alfa är positivt har fonden överavkastat i förhållande till den marknadsrisk som tagits.

Beta Beta anger sambandet mellan en fonds avkastning och dess marknads avkastning. Om $\beta = 1$ tenderar fondens avkastning att uppföra sig som marknads avkastning. $\beta < 1$ innebär att marknads svängningar försvagas och $\beta > 1$ betyder att marknads svängningar förstärks.

R2 R2 anger hur starkt sambandet är mellan en fond och dess index.

Duration Duration är en räntefonds genomsnittliga återbetalningstid, vägd med kassaströmmarnas nuvärde.

Modified duration Anger hur känsligt räntefondens värde är för förändringar i räntenivån, det vill säga med hur många procent fondens värde ändras när räntenivån sjunker eller stiger med en procentenhet.

Modified duration credits Modifierad duration på alla innehav exklusive sådana utgivna av stater.

Yield Förväntad avkastning vid oförändrad räntenivå

Average time to maturity En sammanvägning av alla innehavs löptid till slutligt förfall.